



the aluminium people

GENERAL CATALOGUE

Company Profile



The Alom Group of Industries has been one of the leading producers of quality aluminum extruded products consistently for the last 35 years. Equipped with a skilled team, cutting edge technology, and dedication to quality, Alom has successfully established a reputed brand across the globe that stands for quality and consistency

The Aluminium vertical at Alom Group consists of Three manufacturing units – Unit-1 in Kolkata, West Bengal and Unit-2 in Balasore, Orissa being the Extrusion plants and UML in Kolkata focusing on further value addition of Extruded products. Equipped with seven automated PLC controlled hydraulic Extrusion presses of 880 MT, 910 MT, 2000 MT at Unit 1 & 920 MT, 1250 MT, 1450 MT, 2100 MT at Unit 2, Alom has a combined installed capacity of 24,000 MT per annum.

IN-HOUSE FACILITIES:

- Hot-Top Billet Casting & Homogenizing – We are equipped with modern Hot-Top Billet Casting and Homogenization facilities.
- Die Development – Both our units have fully equipped Toolrooms with CNC machines and CAD design facilities for custom or precision die development.
- Testing Equipment – To ensure strict quality control we have all the required equipment for Hardness tests, Microstructure tests, Spectrometer, Electrical Conductivity tests, UTM machine, Micronstat, Hydrostatic Pressure tests and Ultrasonic Crack Detector.

Universal Machines Limited (UML), provides specialized value added services such as anodizing, powder-coating, shot-blasting, machining and custom packaging. UML caters to both domestic & foreign markets with finished products such as hardware and accessories for the building and construction industry, frames and mounting hardware for the solar industry, and various other customized products for customers across the world.

Alom has unique advantage of **combining in a single corporate entity all activities from manufacturing of aluminium extrusions to fabrication and surface finishing such as anodizing & powder coating**, in order to cater to the complete requirement of our clients in the form of ready-to-use profiles.

QUALITY POLICY:

Both Alom Unit-1 and Unit – II are ISO 9001-2015 certified and our commitment to quality is embodied in our Quality Policy as stated below:

“We at Alom Extrusions Ltd. are committed to satisfy the stated and implied quality needs of our customers through absorption of appropriate technologies and continuous process up gradation. We are also committed to fostering a spirit of pride among our employees regarding the company’s quality performance through training and involving them in continuous improvement.”

MINIMUM ORDER

We accept minimum order of 300 kgs for each profile.

STANDARD LENGTH:

Material is supplied in standard length of 3660 mm. On customer’s request, specific custom lengths can also be supplied, and additional charges might applicable.

WEIGHT

The weight range per 3660mm (12ft) length given in the catalogue is the nominal weight and should be treated as reference only. The actual extruded weight may differ.

HOW TO ORDER

While placing your order, kindly provide the following details to help us serve you better.

- **Section No.**
- **Alloy and Temper**
- **Cut Length(in mm)**
- **Quantity (in Kg/Pcs)**
- **Packing (Standard Packing HDPE cloth. Specification packing can be provided as per customer’s specification.)**
- **End Use.**

Besides the profiles presented in our catalogue, we also manufacture custom made profiles as per our customer’s requirements.

CONTACT DETAILS:

Phone : 91 33 40106789

E-mail : mktg@alomextrusions.com

Website : www.alomextrusions.com

INDEX

DESCRIPTION	PAGE NO.
Round Bar	1 - 4
Rod Coil Form	5
Hollow Rod	5
Flat Bar	6 - 16
Round Edge Flat	17- 18
Flat Bar (With Corner Radius)	18
Half Round Flat	19
Flat Coil Form	20
Square Bar	20 - 21
Hexagonal Bar	22
Round Tube	23 - 35
Electrical Split Tube	35
IPS Tube for Schedule-80	36
IPS Tube for Schedule-40	37
Irrigation Tube	38
Muff Tube	38
Fluted Tube	39
Oval Tube	40
Square Tube	41 - 42
Square Tube (With Corner Radius)	42
Rectangular Tube	43 - 45
Rectangular Tube (With Corner Radius)	46
Special Rectangular Tube	46
Equal Angle	47 - 50
Equal Angle Round Fillet	51
Unequal Angle	52 - 54
Unequal Angle Round Fillet	54
Fluted Angle	55
Single Channel	56 - 59
Single Channel Transport	59

INDEX


DESCRIPTION	PAGE NO.
Single Channel	60
Double Channel	60 - 62
T Section	63 - 64
Bulb T Section	65 - 66
Special T ' Section	66 - 67
Half Round Tee	67
Plain Tower Bolt	68 - 71
Hex Tower Bolt	72
Square Tower Bolt	73
Royal Tower Bolt	73
Half Round Tower Bolt	74
Hexoo Tower Bolt	74
Micky Mouse Tower Bolt	75
Regal Tower Bolt	75
Xylo Tower Bolt	76
Solid Tower Bolts	76
Rectangular Tower Bolt	77
Pyramid Tower Bolt	77
Mini Tower Bolt	77
Tower Bolts (Miscellaneous)	78
'D' Handle	79 - 81
'D' Handle (Taper Leg)	81
'D' Handle (Hex)	82
Palki Handle	82 - 83
'C' Handle	84 - 85
Tubular Handle	86
Special Handle	86
Amaze Handle	87
Handle (Miscellaneous)	88
Al Drop Patta	89

INDEX


DESCRIPTION	PAGE NO.
Hinge	90
Special Hinge	91 - 92
Guttu Section	93
Hollow Latch	93
Latch Section	94
Chimta Section	94
Ladder Section	95 - 96
Foot Board	96
Hand Rail	97
Paddle Section	98
Miscellaneous Hardware Section	99 - 107
Grill Section	108
Industrial Section	109 - 117
Textile Channel	118
Venetian, Vertical Blind & Drapery Rod	119 - 125
Venetian & Vertical Blind, Drapery Rod, Textile Channel	126
Photo Frame Section	127 - 128
Showcase Section	129
Suitcase Section	130 - 131
Kitchen Cabinet Series	132 - 134
Double 'F' Section	135
Majda Bit	135
Haddi Channel	136
Half Round Double Channel	137
Bobbin Section	137
Bus Body Top Hat	138
Truck Body Unequal Channel	138
Step Edging	139
Fluted Strip	140
Turn Bottom	140




Sec.No.		Dimension in mm.	Weight Range Gm/3.66m
Unit-I	Unit-II	D	
1149		5.00	195-215
1101	BR261	6.00	280-300
1101A	BR262	6.20	300-325
1101B		7.20	402-430
1102A	BR263	7.53	440-460
1102		7.70	460-480
1103		7.87	480-500
	BR007	7.94	490-520
1103A	BR264	8.00	500-525
1103B	BR282	8.50	560-580
1141		8.80	600-630
	BR031	9.00	620-640
1104A	BR273	9.08	640-660
1104		9.15	650-670
1105A	BR259	9.20	660-680
	BR160	9.36	680-700
1105	BR274	9.46	700-720
	BR101	9.50	700-720
1106A	BR193	9.70	720-740
1106	BR194	9.80	740-760
1107A		9.90	760-790
1107	BR013	10.00	775-800
1108		10.20	810-840
1108B		10.45	850-870
1109A	BR265	10.68	890-910
1109B	BR203	10.77	900-925
1109	BR011	11.07	950-975
1110B	BR266	11.35	980-1020
1110A	BR275	11.46	1020-1040
	BR290	11.63	1050-1075
1110	BR009	11.80	1080-1100
1111	BR014	12.00	1115-1140
	BR034	12.19	1150-1190
1112B	BR176	12.44	1200-1220
1112	BR103	12.60	1230-1270
1000		12.70	1250-1300



Sec.No.		Dimension in mm.	Weight Range Gm/3.66m
Unit-I	Unit-II	D	
M1132		12.90	1290-1325
	BR084	13.00	1310-1350
1113A	BR085	13.43	1400-1430
1147		13.50	1415-1450
1113B	BR286	13.90	1500-1525
1113	BR026	14.25	1575-1610
	BR291	14.46	1625-1650
1140		14.70	1675-1700
	BR289	14.80	1700-1750
1114		14.91	1725-1750
	BR171	14.98	1740-1785
	BR032	15.00	1730-1770
	BR287	15.14	1780-1820
1143		15.25	1780-1825
	BR288	15.228	1800-1850
1115B		15.28	1810-1850
1115A	BR276	15.43	1850-1875
	BR141	15.60	1875-1900
1115	BR267	15.65	1900-1925
	BR146	15.80	1936-2129
1116		15.88	1960-2000
1117		15.95	1975-2025
1116A	BR112	16.00	1985-2185
1008		16.50	2110-2180
	BR283	16.70	2160-2220
M1134	BR272	16.80	2190-2250
1146		17.00	2243-2300
1118	BR027	17.50	2375-2400
M1135	BR040	18.00	2515-2765
1009		18.45	2613-2685
	BR093	18.70	2715-2985
	BR281	18.75	2725-2775
1119	BR250	18.93	2780-2825
	BR005	19.05	2818-3100
1119A	BR035	19.20	2860-2900
1120		19.53	2980-3130



Sec.No.		Dimension in mm.	Weight Range Gm/3.66m
Unit-I	Unit-II	D	
	BR086	19.60	2980-3265
1142		19.80	3027-3104
1120A	BR029	20.00	3100-3300
	BR092	20.20	3165-3480
M1136		20.64	3300-3470
1005		21.00	3421-3592
1129	BR091	22.00	3755-3800
1129A	BR008	22.20	3825-3900
1129B		22.80	3962-4068
	BR081	22.90	4070-4475
	BR061	23.81	4400-4840
1125	BR162	24.00	4470-4575
1121	BR065	25.00	4850-5000
M1138	BR006	25.40	5015-5215
	BR125	25.50	5045-5550
M1138A		25.60	5090-5185
1004(E)	BR284	26.00	5250-5615
	BR062	26.99	5655-6220
1128	BR167	28.00	6085-6150
	BR279	28.10	6130-6260
1010		28.30	6150-6280
1128A	BR046	28.58	6340-6470
1140		28.60	6350-6660
M1141	BR016	30.00	6985-7135
1122B		31.80	7850-8000
1122D		31.90	7900-8025
M1142	BR041	32.00	7945-8580
	BR280	32.30	8110-8250
1133		33.30	8610-9250
1011		33.70	8720-8908
	BR278	34.10	9025-9185
	BR044	34.40	9185-9340
1122		34.88	9440-9600
1007	BR106	35.00	9500-9615
M1143	BR089	36.00	10058-10860
1006		37.00	10625-10750



Rod Coil Form For (Electrical transmission line)

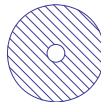
Sec.No.		Dimension in mm.		Weight Range Gm/3.66m
Unit-I	Unit-II	D		
	BRC015	9.50		700-770
	BRC013	10.00		775-850
	BRC014	12.00		1115-1225

Rod Coil Form

Section No.		Section Size (in mm)		Weight Per Coil; (approx)
Unit-I	Unit-II	D		
1138		9.20		20kg
1144		9.27		20kg
1136		9.50		20kg
1137		10.00		20kg
1130		12.00		20kg
1012		11.00		20kg

Note: Recommended Alloy & Temper - I.S. 65032 WP/W

Hollow Rod



Sec.No.		Dimension in mm.		Weight Range Gm/3.66m
Unit-I	Unit-II	A	T	
	B8027	18.80	5.90	2395-2495
	B8024	19.00	6.50	2520-2620



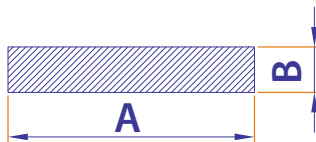
Sec.No.		Dimension in mm.		Weight Range Gm/3.66m
Unit-I	Unit-II	A	B	
7405		11.00	8.20	845-935
1374		12.00	2.00	238-263
M1451	BF090	12.00	6.00	710-760
1201	BF614	12.70	1.91	240-265
1247	BF557	12.70	3.00	375-400
	BF566	12.70	4.70	590-650
1248		12.70	6.00	750-800
	BF525	12.70	6.35	780-815
	BF259	12.70	6.40	800-860
1298		13.00	5.00	645-700
7331(E)		13.00	8.00	1025-1125
7330(E)		13.00	12.00	1535-1690
1310		14.00	1.88	260-285
1270A		14.00	7.27	1000-1050
1369		15.00	2.00	296-333
	BF449	15.00	3.00	440-490
1386		15.00	4.00	593-655
1388		15.00	5.00	740-815
1270		15.00	7.087	1050-1075
1264A		15.00	8.40	1250-1300
1264		15.00	9.00	1300-1350
	BF689	15.70	8.70	1350-1380
	BF660	15.70	8.90	1380-1410
1270B		15.70	9.40	1450-1500
1339		15.75	2.30	360-400
	BF556	15.88	3.00	475-525
	BF039	15.88	9.52	1490-1600
1276		16.00	3.00	475-500
1318		16.00	5.00	790-870
1395(E)		16.00	10.00	1530-1706
	BF317	17.00	4.00	670-720
	BF326	17.00	4.17	700-750
1400		18.20	4.20	755-800
1202	BF615	18.50	1.65	300-325
1338		18.75	3.25	600-660
	BF448	18.75	6.00	1115-1225



Sec.No.		Dimension in mm.		Weight Range Gm/3.66m
Unit-I	Unit-II	A	B	
	BF672	19.00	1.20	225-250
1203	BF616	19.00	1.32	250-275
1204		19.00	1.45	275-300
1307		19.00	1.757	330-360
1259		19.00	2.13	400-425
1243		19.00	2.44	460-485
	BF617	19.00	2.55	475-525
1205		19.00	2.796	525-575
	BF698	19.00	2.80	525-575
M1452	BF554	19.00	3.00	565-625
1263		19.00	3.175	600-640
1344	BF268	19.00	3.80	710-740
	BF693	19.00	3.85	718-790
1206A	BF191	19.00	4.00	750-800
1206	BF663	19.00	6.00	1125-1175
	BF221	19.05	2.03	382-405
	BF396	19.05	2.80	525-575
	BF004	19.05	3.18	600-640
	BF267	19.05	3.66	680-730
	BF389	19.05	4.50	845-905
	BF005	19.05	4.78	900-965
M1331		19.05	6.35	1195-1280
	BF520	19.05	9.50	1780-1970
	BF175	19.05	12.70	2390-2560
1379(E)		19.05	19.00	3660-3850
1358		20.00	2.00	373-417
	BF630	20.00	2.00	395-425
M1448		20.00	3.00	592-640
	BF497	20.00	4.00	790-870
M1332	BF357	20.00	5.00	988-1070
1396(E)		20.00	15.00	2891-3038
	BF019	20.65	3.18	650-695
	BF316	22.00	12.00	2610-2790
1370(E)		20.00	10.00	1975-2150
1413		21.50	8.00	1615-1770
1378		22.00	19.00	4128-4330



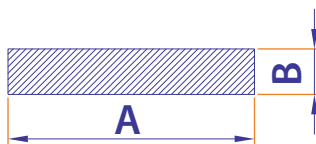
Sec.No.		Dimension in mm.		Weight Range Gm/3.66m
Unit-I	Unit-II	A	B	
1403	BF697	24.00	5.00	1185-1250
1380		24.00	19.00	4506-4760
	BF673	25.00	1.20	300-325
1207		25.00	1.32	325-350
1207B		25.00	1.57	375-400
1208	BF343	25.00	2.00	500-525
1208B	BF695	25.00	2.30	570-600
1246	BF618	25.00	2.85	700-740
M1336	BF043	25.00	3.00	740-800
	BF312	25.00	4.00	990-1060
1308		25.00	4.25	1050-1150
1211A	BF662	25.00	6.00	1482-1600
1299	BF486	25.00	10.00	2470-2700
M1339	BF091	25.00	12.00	2965-3170
1402		25.00	15.00	3705-4070
	BF701	25.00	16.00	3900-4130
1323(R)		25.00	20.00	4941-5300
1397(E)		25.00	20.00	4850-5033
1209	BF336	25.40	2.49	625-675
	BF007	25.40	3.18	800-855
1210		25.40	3.20	740-775
M1343		25.40	4.70	1190-1317
1211		25.40	6.00	1500-1600
M1340	BF204	25.40	6.35	1590-1705
	BF055	25.40	7.92	1990-2130
	BF517	25.40	9.00	2260-2480
1244		25.40	9.20	2300-2400
M1341	BF093	25.40	9.52	2390-2570
1245		25.40	12.35	3100-3200
M1342	BF260	25.40	12.70	3190-3410
	BF046	25.40	14.30	3590-3840
	BF680	25.40	15.88	3960-4080
	BF363	29.50	3.10	905-995
	BF686	29.75	2.90	816-890
	BF254	29.75	4.75	1395-1535
1262C	BF620	30.00	1.88	560-600



Sec.No.		Dimension in mm.		Weight Range Gm/3.66m
Unit-I	Unit-II	A	B	
1262A	BF619	30.00	2.00	590-640
	BF657	30.00	2.75	820-860
1213A		30.00	3.00	850-925
1262B		30.00	3.50	1040-1090
1300		30.00	4.00	1185-1300
M1346	BF081	30.00	5.00	1482-1600
1390(R)		30.00	5.00	1427-1610
1297		30.00	5.50	1630-1700
M1347	BF631	30.00	10.00	2950-3185
	BF029	30.00	15.00	4445-4755
	BF025	30.00	20.00	5930-6230
	BF020	30.18	3.18	950-1015
	BF009	30.18	3.96	1180-1265
	BF027	30.18	12.70	3790-4055
1212A	BF661	31.00	2.20	680-725
	BF255	31.35	4.75	1470-1620
	BF354	31.50	6.00	1870-2060
1214		31.70	6.00	1880-1975
M1446	BF694	31.75	2.30	725-785
1262		31.75	2.426	730-770
1212	BF211	31.75	2.50	780-840
1213		31.75	3.00	940-1000
M1351	BF021	31.75	3.18	1000-1070
	BF010	31.75	4.78	1500-1650
M1350	BF011	31.75	6.35	1990-2130
1249		31.75	9.20	2890-2950
	BF012	31.75	9.52	2985-3195
1250	BF528	31.75	12.20	3765-4140
	BF666	31.75	19.05	5965-6100
	BF665	31.75	25.40	7970-8125
1381		32.00	25.00	7906-8630
1398(E)		32.00	16.00	4960-5142
	BF018	34.93	3.18	1100-1175
	BF658	35.00	2.90	1000-1040
1317	BF690	35.00	3.00	1050-1100
	BF552	35.00	6.00	2075-2280



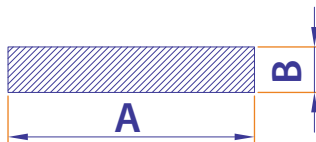
Sec.No.		Dimension in mm.		Weight Range Gm/3.66m
Unit-I	Unit-II	A	B	
1334		35.50	6.35	2230-2450
1215		37.10	6.95	2550-2600
	BF687	34.75	2.90	955-1040
	BF381	37.50	3.00	1110-1225
	BF362	37.50	3.18	1180-1300
	BF447	37.50	12.00	4445-4890
1382		37.50	25.00	9260-9630
1312		38.00	1.90	715-800
1311		38.00	2.39	900-990
1216	BF696	38.00	3.00	1075-1150
1217	BF340	38.00	3.18	1190-1280
1346	BF682	38.00	4.00	1503-1625
1218		38.00	6.00	2250-2300
1219		38.00	9.20	3450-3525
M1356		38.00	12.00	4505-4805
	BF516	38.10	3.00	1130-1240
	BF371	38.10	6.00	2260-2415
M1358	BF013	38.10	6.35	2390-2515
	BF014	38.10	9.52	3580-3830
	BF420	38.10	12.00	4520-4830
1251		38.10	12.50	4700-4800
	BF028	38.10	12.70	4780-5140
	BF382	38.10	19.05	7170-7670
	BF437	38.10	25.40	9560-10235
	BF022	39.70	3.18	1250-1335
1343		40.00	1.50	593-640
M1360		40.00	2.00	700-800
	BF334	40.00	3.15	1245-1330
1294		40.00	4.00	1580-1650
1220		40.00	4.10	1600-1650
1295		40.00	4.50	2000-2100
	BF632	40.00	5.00	1975-2120
1340	BF215	40.00	6.00	2340-2500
1293		40.00	4.00	2750-2850
1309	BF313	40.00	8.00	3160-3380
1221	BF214	40.00	10.00	3950-4050



Sec.No.		Dimension in mm.		Weight Range Gm/3.66m
Unit-I	Unit-II	A	B	
1222	BF026	40.00	12.00	4740-4880
1399(E)		40.00	15.00	5765-6094
	BF700	40.00	16.00	6325-6490
	BF669	40.00	20.00	7900-8045
	BF654	41.68	27.30	11235-11500
M1363	BF023	44.45	3.18	1400-1500
1332		45.00	2.00	900-1000
	BF353	45.00	5.00	2225-2400
1271		45.00	6.00	2670-2850
	BF469	45.00	16.00	7115-7830
	BF203	45.00	25.00	11120-11900
1426		47.00	1.65	726-803
	BF659	48.00	5.60	2650-2750
M1365		48.00	5.80	2745-2880
1306		48.00	10.00	4743-5075
	BF331	49.50	1.40	685-730
1415		50.00	1.50	740-945
1223	BF633	50.00	3.00	1480-1585
1337		50.00	4.00	1975-2175
	BF136	50.00	5.00	2470-2640
1224	BF452	50.00	6.00	2965-3260
	BF238	50.00	6.50	3210-3440
	BF282	50.00	8.00	3950-4230
	BF446	50.00	9.00	4445-4890
1225		50.00	9.20	4500-4600
1261	BF236	50.00	10.00	4940-5290
1409		50.00	11.30	5300-5720
M1367	BF341	50.00	12.00	5930-6345
1226		50.00	12.70	6250-6350
	BF240	50.00	13.00	6420-6875
1227		50.00	16.00	7905-8100
	BF524	50.80	3.00	1505-1655
	BF688(E)	50.80	3.00	1480-1580
1253	BF493	50.80	6.00	3000-3150
M1368	BF015	50.80	6.35	3188-3443
	BF496	50.80	9.00	4520-4740



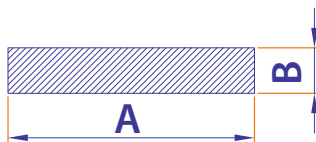
Sec.No.		Dimension in mm.		Weight Range Gm/3.66m
Unit-I	Unit-II	A	B	
M1369	BF016	50.80	9.53	4785-5145
	BF529	50.80	12.00	6025-6445
	BF030	50.80	12.70	6375-6820
	BF622	50.80	15.40	7300-8000
1252	BF280	50.80	19.00	9535-10205
	BF281	50.80	25.40	12750-13640
	BF601	50.80	31.75	15940-17215
	BF352	50.80	36.00	18070-19340
	BF438	50.80	38.10	19125-20465
M1371		52.00	5.00	2570-2827
	BF084	53.98	19.05	10160-10870
1425		55.00	1.65	851-941
1229	BF685	56.00	12.00	6640-6800
	BF494	57.15	50.80	28690-30695
	BF675	60.00	1.22	710-770
1355		60.00	1.60	950-1010
1230	BF114	60.00	2.00	1185-1270
1393		60.00	6.00	3560-3830
M1377	BF239	60.00	10.00	5930-6345
1421		60.00	12.00	7115-7400
	BF655	60.00	36.00	21335-21760
	BF490	62.00	12.00	7350-7865
1232	BF295	63.00	12.00	7470-7650
1233		63.00	16.00	9950-10200
	BF056	63.00	19.00	11830-12655
	BF521	63.50	4.50	2820-3105
1254	BF392	63.50	6.00	3765-4030
M1384	BF074	63.50	6.35	3985-4185
	BF526	63.50	8.00	5020-5525
1231		63.50	9.20	5775-5950
M1385	BF031	63.50	9.53	5965-6265
	BF052	63.50	12.70	7970-8530
	BF679	63.50	15.88	9962-10175
	BF664	63.50	25.40	15935-16225
	BF251	63.50	31.75	19910-20270
1406		65.00	3.00	1927-2090



Sec.No.		Dimension in mm.		Weight Range Gm/3.66m
Unit-I	Unit-II	A	B	
	BF252	65.00	25.00	16060-17185
	BF678	65.00	50.80	32630-32980
M1390		66.00	10.00	6515-7035
1347(E)		67.50	1.15	775-840
1265	BF564	68.00	12.00	8065-8465
1234		70.00	3.00	2075-2200
1411(E)		70.00	2.50	1640-1945
	BF602	70.00	40.00	27630-29845
1412(E)		73.30	15.10	10390-11290
	BF674	75.00	1.22	890-960
1331		75.00	2.00	1485-1685
1235		75.00	6.00	4500-4650
	BF445	75.00	9.00	6670-7335
M1398	BF263	75.00	10.00	7380-7895
1257A	BF296	75.00	12.00	8900-9100
1256		75.00	16.00	11850-12100
	BF266	75.00	25.00	18530-19830
1268		76.00	3.175	2390-2600
M1401		76.00	6.00	4506-4865
	BF258	76.00	15.00	11265-12060
	BF573	76.00	16.00	12015-12860
	BF677	76.00	40.00	30000-30400
	BF558	76.20	3.00	2260-2485
	BF567	76.20	4.50	3385-3725
	BF156	76.20	5.70	4290-4595
	BF033	76.20	6.35	4780-5115
	BF495	76.20	8.00	6020-6625
	BF372	76.20	9.00	6780-7255
1258		76.20	9.20	7000-7200
	BF182	76.20	9.52	7170-7890
	BF530	76.20	12.00	9040-9945
1257		76.20	12.50	9400-9700
	BF034	76.20	12.70	9560-10325
	BF383	76.20	19.05	14345-15350
	BF384	76.20	25.40	19125-20460
	BF667	76.20	31.75	23910-24250



Sec.No.		Dimension in mm.		Weight Range Gm/3.66m
Unit-I	Unit-II	A	B	
	BF612	76.20	50.80	38210-41265
1236	BF559	77.00	12.00	9130-9300
1266		80.00	3.00	2370-2600
1371		80.00	4.00	3160-3475
	BF220	80.00	4.70	3715-3970
	BF227	80.00	6.00	4740-5220
M1406	BF634	80.00	8.00	6325-6640
1269	BF574	80.00	10.00	7905-8500
1359(R)		80.00	12.00	9486-10197
1423		80.00	14.00	10485-11585
	BF468	80.00	21.00	16600-17785
	BF324	80.00	25.00	19765-21740
	BF038	80.00	30.00	23715-25735
1383		82.50	25.00	20375-21010
1408		84.00	12.00	9600-10200
	BF565	85.00	8.00	6720-7390
1237	BF450	85.00	16.00	13440-14380
	BF058	85.00	28.00	23520-25870
1238		87.00	3.00	2560-2700
	BF229	88.90	12.70	11155-11940
1239		90.00	2.00	1780-1870
1405		90.00	6.20	5512-5950
1416		90.00	16.00	13511-15644
1392		90.00	20.00	17755-18000
	BF171	92.00	3.25	2955-3160
1372		100.00	2.50	2470-2715
1240		100.00	3.00	2970-3150
	BF133	100.00	5.25	5190-5550
1241	BF330	100.00	6.00	5930-6345
	BF237	100.00	6.50	6425-6875
1267	BF235	100.00	10.00	9880-10575
1242	BF297	100.00	12.00	11860-12690
1417		100.00	12.50	12340-12723
	BF040	100.00	15.00	14825-15860
	BF481	100.00	20.00	19765-20755
	BF623	100.00	30.00	29630-30280

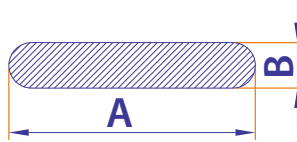


Sec.No.		Dimension in mm.		Weight Range Gm/3.66m
Unit-I	Unit-II	A	B	
	BF603	100.00	40.00	39530-42300
	BF624	100.00	80.00	79025-84555
	BF503	101.60	4.50	4515-4835
	BF338	101.60	6.00	6025-6450
M1417	BF036	101.60	6.35	6385-7015
	BF527	101.60	9.00	9040-9940
1260		101.60	9.362	9400-9700
M1418	BF096	101.60	9.53	9560-10330
M1419	BF066	101.60	12.70	12735-13375
	BF625	101.60	15.80	15810-16310
M1420	BF604	101.60	25.40	25502-26502
	BF611	101.60	50.80	51240-54825
	BF610	101.60	63.50	63685-68780
	BF310	110.00	8.00	8700-9305
M1455		110.00	10.00	10870-12500
1315		110.00	12.00	13045-14350
1424		110.00	16.00	16490-18225
1429		114.00	3.00	3378-7316
	BF049	120.00	10.00	11850-12450
1291	BF041	120.00	12.00	14230-14400
	BF364	123.00	3.20	3890-4280
	BF163	125.00	5.50	6795-7470
1290	BF613	125.00	6.00	7425-7800
1319	BF180	125.00	10.00	12350-13500
1364(R)		125.00	12.00	14823-15860
	BF651	125.00	25.00	30870-31300
M1427		127.00	6.35	7965-8765
	BF113	127.00	9.52	11945-13140
1274	BF144	127.00	12.70	15940-16420
M1428		127.00	12.90	16185-16995
	BF531	127.00	15.88	19930-21920
	BF385	127.00	19.05	23905-25580
	BF386	127.00	25.40	31860-32350
	BF676	127.00	28.58	35355-36380
	BF606	127.00	31.75	39785-42570
	BF605	127.00	40.00	50180-53690
	BF608	127.00	50.80	63750-66930



Sec.No.		Dimension in mm.		Weight Range Gm/3.66m
Unit-I	Unit-II	A	B	
	BF108	130.00	30.00	38540-40470
	BF609	130.00	65.00	83450-87625
	BF456	135.00	8.00	10670-11420
1272	BF491	150.00	6.00	8890-9350
	BF089	150.00	7.50	11120-12230
	BF285	150.00	8.00	11860-13045
1275		150.00	9.00	13340-13740
1273B	BF230	150.00	10.00	14800-15860
1273	BF572	150.00	12.00	17785-19035
M1430	BF626	150.00	20.00	29646-30641
	BF042	150.00	25.00	37060-39655
	BF652	150.00	30.00	44430-45100
	BF075	152.00	6.00	9010-9640
	BF232	152.00	6.50	9765-10740
M1431		152.00	9.53	14310-15030
1273A	BF271	152.40	6.35	9565-10520
	BF272	152.40	9.52	14335-15330
M1432		152.40	12.70	19125-20125
	BF532	152.40	15.88	23915-26305
	BF607	152.40	25.40	38210-41270
	BF681	160.00	6.00	9320-9970
1320	BF274	160.00	10.00	15800-16300
M1456		170.00	10.00	16800-18800
	BF668	177.80	15.88	27890-28730
1314	BF275	180.00	10.00	17790-19035
1316		180.00	12.00	21345-23480
M1436	BF551	200.00	10.00	19765-21145
	BF242	200.00	13.00	25695-27490
	BF627	200.00	16.00	31620-33840
	BF628	200.00	20.00	39530-40500
	BF629	200.00	25.40	50200-51200
M1438		203.20	6.35	12750-13770
	BF273	203.20	9.52	19115-20455
M1458	BF054	203.20	12.70	25500-27280
	BF656	220.00	12.00	26080-26625
	BF621	225.00	10.00	22235-22800

Round Edge Flat



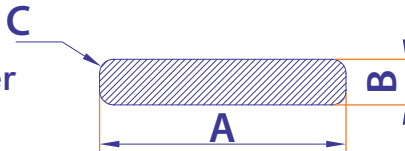
Sec.No.		Dimension in mm.		Weight Range Gm/3.66m
Unit-I	Unit-II	A	B	
1360		12.50	5.25	570-625
	B5501	15.88	2.03	311-342
1361		16.50	6.25	910-980
	B5594	16.50	6.25	940-1035
1277		19.00	2.00	360-400
1335	B5502	19.05	2.65	483-531
M1467		19.00	3.20	580-625
1362		20.50	6.25	1150-1225
1286		21.50	2.75	578-620
1384		24.70	6.00	1385-1470
1389		25.00	2.00	500-560
	B7211	25.40	6.35	1510-1660
1373		30.00	4.00	1150-1270
1410(E)		35.00	9.60	2970-3250
1385		40.00	4.00	1548-1702
1281	B5513	40.00	6.00	2280-2400
1365	B5514	40.00	10.00	3740-4115
1407		45.00	6.00	2590-2810
1284		45.00	10.00	4235-4575
1282	B5515	50.00	6.00	2870-3000
	B6374	50.00	6.30	3027-3330
M1462		50.00	6.35	3140-3390
1428		50.00	10.00	4492-4965
1418		52.00	10.00	4795-5060
	B5262	63.00	6.35	3876-4264
M1463		50.80	12.70	6370-6690
1285		55.00	10.00	5220-5400
1321		60.00	8.00	4750-5130
1278		60.00	16.00	8950-9840
1356		63.50	6.35	3908-4300
	B3852(E)	65.00	6.10	3710-3910
1376		65.00	12.00	7410-7610
1401		65.00	12.00	7400-8140
1366		75.00	12.00	8588-9447
1414		75.00	14.00	9460-10315
1348		80.00	10.00	7695-8310

Round Edge Flat



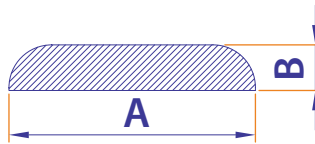
Sec.No.		Dimension in mm.		Weight Range Gm/3.66m
Unit-I	Unit-II	A	B	
1427		80.00	12.00	8720-9638
1419		80.00	16.00	11730-12485
1420		90.00	16.00	13000-14645
1422		90.00	25.00	19864-21955
1349		100.00	10.00	9670-10443
1394		100.00	12.00	11555-12330
1357		101.60	6.35	6330-6960
1350		110.00	10.00	10660-11512
1351		120.00	10.00	11650-12580
1352		150.00	10.00	14610-15780
1353		170.00	10.00	16590-17616
1354		200.00	10.00	19551-21115
	B5509	200.00	12.00	23410-24430

Flat Bar (With Corner Radius)

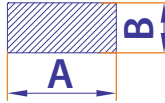


Sec.No.		Dimension in mm.			Weight Range Gm/3.66m
Unit-I	Unit-II	A	B	C	
	B5529	15.88	2.38	0.64	369-406
	B5248	76.20	19.10	0.70	14383-15390

Half Round Flat



Sec.No.		Dimension in mm.		Weight Range Gm/3.66m
Unit-I	Unit-II	A	B	
	B5519	20.00	3.00	540-625
1305		23.00	8.50	1470-1575
	B5512	25.00	1.05	250-275
1301D	B5503	25.00	1.25	275-300
1301C	B5508	25.00	1.45	325-350
	B5511	25.00	1.50	350-375
1301	B5504	25.00	2.30	575-600
1302B		25.00	2.72	675-700
1302A		25.00	3.00	730-830
	B5506	25.00	3.00	725-775
1303(E)		25.00	3.00	700-770
1391		25.00	4.00	970-1110
1301B		25.40	1.70	400-425
	B5510	25.40	1.85	440-470
1301A		25.40	2.05	440-470
1302	B5505	25.40	3.20	780-825
	B5500	25.50	1.70	400-425
1313		30.00	2.00	580-640
1377(E)		30.00	18.00	1625-1785



Sec.No.		Dimension in mm.		Weight Range Gm/3.66m
Unit-I	Unit-II	A	B	
1404		12.00	4.35	15 Kg
1367		19.00	4.00	15 Kg
1341		25.00	2.85	15 Kg
1368		25.00	4.00	15 Kg
1342		25.00	3.20	15 Kg

Square Bar



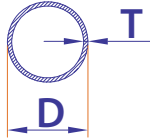
Sec.No.		Dimension in mm.		Weight Range Gm/3.66m
Unit-I	Unit-II	A		
1169(E)		3.90		140-165
1163		4.00		172-185
1160		5.90		345-380
1152A	BSQ001	6.35		400-475
1161		8.00		630-677
	BSQ061	9.02		800-900
1152	BSQ002	9.52		900-950
1162		10.00		988-1098
1164(E)		10.00 (R-0.3)		948-1029
	BSQ060	11.46		1300-1350
	BSQ018	12.00		1420-1500
1153	BSQ003	12.70		1550-1665
M1159		15.20		2283-2450
M1160	BSQ004	15.80		2470-2710
1165 (E)		16.00		2467-2855
M1161		19.05		3586-3855
	BSQ005	19.05		3586-3945
1159	BSQ020	20.00		3950-4275
1166(E)		22.00		4692-4868



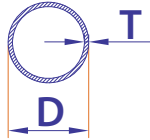
Sec.No.		Dimension in mm.	Weight Range Gm/3.66m
Unit-I	Unit-II	A	
1158		24.00	5695-5980
1156	BSQ057	25.00	6175-6670
1155	BSQ006	25.40	6375-6700
1167 (E)		27.00	7100-7320
1168(E)		30.00	8784-9004
	BSQ047	31.75	9960-10660
M1162		32.00	10120-10500
1157		38.00	14270-14980
	BSQ010	38.10	14340-14525
	BSQ046	40.00	15805-16100
M1163		41.00	16609-17609
	BSQ013	45.00	20015-21555
	BSQ022	50.00	24705-26605
M1164	BSQ021	50.80	25500-26500
M1167		75.00	55595-58595
	BSQ053	60.00	35540-38030
	BSQ041	63.50	39810-40225
	BSQ051	65.00	41750-44600
	BSQ059	75.00	55585-60025
	BSQ054	76.20	57345-61360
	BSQ052	90.00	80000-85600
	BSQ055	101.60	101975-109115



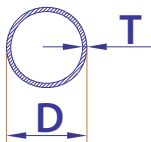
Sec.No.		Dimension in mm.	Weight Range Gm/3.66m
Unit-I	Unit-II	A	
1187		4.80	180-220
1188		4.90	189-223
1189		5.80	268-308
1180	BHX006	7.00	420-460
	BHX022	8.00	550-575
	BHX001	9.52	770-800
	BHX028	11.11	1025-1125
M1185		12.70	1390-1450
	BHX002	12.70	1315-1380
1186		13.00	1450-1560
	BHX035	14.00	1645-1710
M1186	BHX003	15.87	2160-2380
1184		17.00	2475-2550
7184(E)		17.00	2475-2550
	BHX027	18.50	2928-3220
1179	BHX004	19.00	3000-3100
	BHX009	22.00	4030-4140
	BHX036	22.00	4070-4200
1185		22.22	4225-4650
1183		24.00	4930-5100
M1187	BHX029	25.40	5340-5610
M1188	BHX008	27.00	6240-6740
M1189	BHX030	28.57	6955-7440
	BHX015	30.00	7705-8320
M1190	BHX031	31.75	8640-9325
M1192	BHX032	38.10	12425-13415
	BHX033	55.00	25655-25890



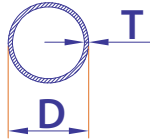
Sec.No.		Dimension in mm.		Weight Range Gm/3.66m
Unit-I	Unit-II	D	T	
	B8016	7.94	1.00	207-240
2588		8.00	1.00	220-238
2877		8.30	1.45	292-323
	B8105	9.50	0.75	210-230
	B8146	9.50	1.05	270-300
	B9915	9.52	1.20	311-342
2724		10.00	2.00	498-547
	B9647	11.11	1.68	490-540
	B8102	12.00	0.55	180-200
	B8100	12.00	0.87	300-330
2605		12.50	0.80	280-300
	B8113	12.70	1.05	380-410
	B8152	12.70	1.20	410-480
2403A	B9537	12.70	1.27	450-500
2403B		12.70	1.60	550-600
	B9531	12.70	2.03	670-740
M2482		13.00	1.85	640-700
2627		13.50	1.70	623-685
2598		14.00	3.00	1025-1100
	B9442	14.20	2.50	970-1066
2618		14.50	2.15	825-908
	B8017	15.00	2.50	970-1067
2404	B8103	15.88	0.90	425-475
2532	B8112	15.88	1.10	510-560
	B8151	15.88	1.20	520-610
2405	B8104	15.88	1.45	650-700
2568		15.88	2.54	1050-1140
	B9012	15.88	1.30	590-650
	B9467	16.00	1.60	715-785
	B8215	16.00	2.00	867-954
M2458		16.00	2.20	945-1000
2713		16.00	3.15	1256-1345
2642		16.00	3.50	1360-1475
2444		16.00	4.20	1530-1575
	B8074	16.10	1.65	730-830
2619		16.90	2.45	1100-1155
	B8057	17.00	2.60	1160-1245



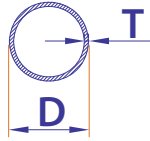
Sec.No.		Dimension in mm.		Weight Range Gm/3.66m
Unit-I	Unit-II	D	T	
2821		17.00	4.00	1530-1715
	B8029	17.00	1.50	795-915
M2459		17.10	2.10	978-1075
2841		17.50	0.75	390-430
2866		17.50	4.70	1773-1960
	B9007	18.00	0.56	300-330
2599		18.00	1.00	530-585
2712		18.00	3.25	1488-1590
2799		18.06	1.0925	531-641
2803		18.275	1.20	586-695
2407A	B8021	18.50	0.82	450-500
2407		18.50	0.91	500-550
2597		18.50	3.65	1685-1800
2847		18.70	3.55	1670-1785
2408	B8023	19.00	0.98	550-600
2531	B8022	19.00	1.10	610-670
	B9535	19.00	1.20	625-735
2408A		19.00	1.60	860-925
2409A		19.00	2.50	1280-1345
2873		19.00	2.65	1276-1410
	B9013	19.05	1.30	715-790
	B9599	19.05	1.83	977-1074
	B8094	19.05	2.90	1450-1600
M2460		19.10	3.25	1595-1755
	B8066	19.25	2.30	1174-1292
	B9630	19.40	2.45	1275-1375
2409		19.60	2.30	1235-1350
2863		19.60	2.40	1216-1345
2848		19.80	3.65	2000-2150
M2483		20.00	1.50	864-930
2523		20.00	1.60	915-1000
2728(E)	B9510	20.00	2.00	1116-1227
	B9542	20.00	3.00	1584-1743
2508		20.00	3.40	1750-1825
2606		20.00	3.55	1800-1890
2596		20.00	4.25	2086-2232
2439		20.60	4.05	2080-2150



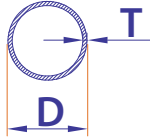
Sec.No.		Dimension in mm.		Weight Range Gm/3.66m
Unit-I	Unit-II	D	T	
2569		21.00	3.50	1910-2050
2575		21.00	4.75	2396-2515
2410		21.00	5.00	2483-2600
2512		21.00	5.50	2650-2850
2410B		21.00	5.75	2725-2800
2611		21.10	3.00	1686-1855
2798		21.10	1.025	586-714
2640		21.20	2.35	1375-1470
2607		21.20	2.55	1476-1625
2840		21.40	3.95	2140-2350
2802		21.45	1.20	695-823
2862		21.50	2.50	1401-1548
	B8149	21.80	4.975	2550-2700
2814		21.85	1.125	597-791
2525Z	B8139	22.00	0.75	500-550
2411A		22.00	0.80	530-575
2546		22.00	1.50	955-1030
2509		22.00	3.70	2100-2300
2644		22.00	4.15	2300-2484
2710		22.00	4.25	2340-2500
2410A		22.00	4.35	2385-2460
	B8099	22.00	5.00	2560-2860
2637		22.00	6.50	3130-3350
	B8031	22.15	0.95	570-720
	B8038	22.225	0.99	585-720
	B8750	22.25	1.00	659-725
2706 (E)		22.25	1.20	800-875
2648		23.00	4.15	2430-2612
2880		23.50	5.00	2872-3159
M2461		23.70	2.85	1840-1940
2612		23.90	3.65	2296-2525
2634	B8046	24.00	1.00	714-849
	B9118	24.00	0.95	680-850
		24.00	1.30	824-1006
2861		24.00	2.75	1721-1902
2555		24.00	2.80	1845-2000
2800		24.22	0.9975	659-805



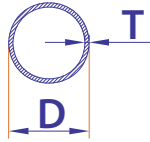
Sec.No.		Dimension in mm.		Weight Range Gm/3.66m
Unit-I	Unit-II	D	T	
2806		24.225	1.00	659-732
2809		24.40	0.90	655-816
2805		24.625	1.20	805-952
2815		24.85	1.125	681-908
2411Z		25.00	0.85	640-700
2553		25.00	1.00	745-800
2411		25.00	1.20	890-950
	B9073	25.00	1.20	885-975
2717 (E)		25.00	1.30	960-1050
2411C		25.00	1.40	1025-1100
	B8101A	25.00	1.50	920-1060
M2487		25.00	1.50	1100-1160
	B8101	25.00	1.50	1025-1175
	B9466	25.00	1.60	1160-1280
2411B		25.00	2.00	1428-1525
	B9469	25.00	2.00	1427-1570
R2539		25.00	2.00	1402-1621
2411D		25.00	2.50	1750-1850
2552		25.00	3.00	2050-2215
	B9443	25.00	3.00	2050-2255
2622		25.00	4.35	2790-3070
	B9700	25.40	0.78	590-650
	B8040	25.40	0.99	675-825
2572		25.40	1.25	937-1010
	B8118	25.40	1.60	1113-1285
2541		25.40	2.50	1777-1920
	B9577	25.40	5.20	3165-3315
2412B		25.40	5.20	3260-3425
2412C		25.40	5.80	3530-3625
2412A		25.40	5.95	3592-3775
2522		26.00	4.50	3005-3305
2727 (E)		26.00	3.00	2145-2320
2795 (E)		26.00	6.50	3640-3955
	B8284	26.00	7.00	4110-4220
2603		26.50	2.10	1450-1725
	B8150	26.80	7.47	4424-4604



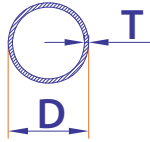
Sec.No.		Dimension in mm.		Weight Range Gm/3.66m
Unit-I	Unit-II	D	T	
2413B		27.00	3.00	2235-2350
2860		27.00	3.20	2365-2600
2601		27.20	3.95	2850-3135
	B8030	27.25	2.75	2090-2300
	B8132	27.70	4.75	3380-3720
	B8117	28.00	0.95	800-880
2413		28.00	1.20	998-1075
2542	B9008	28.00	1.40	1156-1270
	B8237	28.00	1.50	1233-1356
2413A		28.00	1.60	1311-1400
2608		28.00	3.00	2328-2430
2556		28.00	3.50	2665-2875
M2463		28.40	3.00	2330-2445
2591	B9573	28.50	5.10	3720-3980
	B8039	28.575	0.99	760-930
	B9010	28.58	1.80	1496-1646
2530		28.60	2.00	1650-1815
2839		29.00	2.00	1675-1840
2515	B9456	29.00	2.50	2055-2260
2413D		29.00	3.00	2420-2475
2801		29.46	0.93	732-915
2810		29.60	1.00	886-1094
2811		29.80	1.10	977-1164
2816		29.95	1.125	827-1102
	B9018A	30.00	0.65	590-670
2441Z	B8015	30.00	0.95	860-960
2441		30.00	1.20	1075-1150
2441H		30.00	1.40	1245-1350
2524		30.00	1.50	1325-1425
2441C		30.00	1.60	1400-1500
2441G		30.00	2.00	1700-1800
2529		30.00	3.00	2515-2765
2441I		30.00	4.00	3230-3400
2441K		30.00	5.00	3880-4000
2441F		30.00	5.50	4183-4380
2441A		30.00	5.75	4330-4500



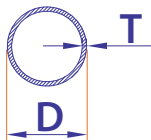
Sec.No.		Dimension in mm.		Weight Range Gm/3.66m
Unit-I	Unit-II	D	T	
2441E		30.00	5.90	4415-4635
2707		30.00	6.20	4580-4810
2441J		30.00	6.65	4820-5000
2441D		30.00	7.00	5000-5200
2513		30.00	7.50	5250-5650
2594		30.00	7.65	5307-5678
2595		30.00	8.75	5785-6187
2811		30.00	1.10	977-1164
2822		30.00	7.25	4865-5320
	B9555	30.14	6.74	4897-5386
2614		30.20	4.20	3390-3645
2817		30.20	2.00	1610-1875
2643		30.50	5.50	4270-4570
2544		31.00	3.50	3000-3225
2563		31.00	3.60	3060-3360
2631		31.00	4.60	3370-3875
	B9019	31.75	0.96	900-960
M2465	B8155	31.75	3.00	2680-2850
2416C		31.75	4.625	3900-4100
2787		31.75	1.00	955-1103
2453		31.80	3.75	3265-3590
	B9799	32.00	1.27	1211-1332
	B9068	32.00	1.60	1450-1550
	B8196	32.00	1.85	1775-1953
2561(E)	B9610	32.00	2.00	1700-2000
2416A		32.00	3.50	3096-3200
	B9027	32.00	3.50	3095-3405
	B8224	32.00	3.70	3250-3575
2416		32.00	4.50	3806-3900
	B8001	32.00	4.50	3843-4227
2416D		32.00	5.00	4200-4500
2416B		32.00	5.30	4395-4550
2855		32.00	9.25	6206-6860
2868		33.00	5.50	4461-4930
2417		33.00	5.60	4765-4900
2417B		33.00	6.20	5160-5300
2871		33.00	6.50	5347-5881



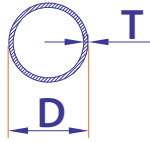
Sec.No.		Dimension in mm.		Weight Range Gm/3.66m
Unit-I	Unit-II	D	T	
2417A	B8048	33.00	6.75	5500-5700
2577		33.00	7.25	5800-6200
2859		33.00	8.00	5900-6515
	B8214	33.25	2.625	2492-2741
2790 (E)		33.40	3.38	2990-3550
	B9666	33.40	3.38	3151-3466
	B9667	33.40	4.55	4074-4481
	B8159	33.50	4.75	4238-4662
2604		34.00	2.10	1893-2260
2837		34.00	3.00	2890-3030
2447		34.00	3.67	3455-3675
2590	B9574	34.00	5.25	4685-5010
2623		34.00	5.35	4760-4870
2447A		34.00	6.00	5215-5400
2729		34.00	7.00	5870-7230
	B8026	34.60	4.25	4000-4400
2698		34.80	4.90	4546-4865
2447B		34.00	4.00	3850-4050
2447C		35.00	5.00	4656-4890
	B9441	35.00	5.00	4655-5120
	B9731	35.00	7.00	6086-6695
	B9578	35.00	8.50	6830-7115
2554		35.60	4.40	4482-4582
2818		36.00	2.00	1900-2325
	B9480	36.00	2.00	2111-2323
	B8203	36.00	2.50	2600-2858
	B8223	36.00	3.35	3392-3732
2874	B9684	36.00	4.00	3975-4370
2593	B9576	36.00	6.25	5785-6187
2592		36.00	9.75	7945-8500
2843		37.40	6.90	6530-6780
2425	B9026	37.50	4.25	4390-4550
2824		37.60	7.30	6520-7340
2786		37.70	7.30	6650-7400
2418Z		38.00	0.95	1110-1200
2418		38.00	1.20	1370-1450



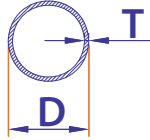
Sec.No.		Dimension in mm.		Weight Range Gm/3.66m
Unit-I	Unit-II	D	T	
M2494		38.00	1.50	1700-1835
2418A		38.00	1.60	1808-1925
	B9036	38.00	2.75	3030-3335
2647		38.00	3.50	3750-3950
2589	B9575	38.00	6.75	6552-7010
2504		38.00	7.00	6737-7410
2419A		38.00	7.10	6810-7000
2419	B9014	38.00	7.50	7100-7300
2782		38.00	5.00	4850-5400
2844		38.00	6.05	5990-6440
2792		38.00	6.50	5615-7100
2838		38.00	9.00	8400-8820
	B9571	38.10	1.27	1453-1598
2418B		38.10	2.03	2275-2450
2645		38.10	2.63	2900-3190
	B8012	38.10	3.17	3440-3785
2578	B9020	38.50	0.68	800-875
2615	B8045	39.10	5.45	5693-6120
R2528	B8011	40.00	2.00	2360-2600
2549		40.00	2.50	2910-3145
	B9400	40.00	2.50	2910-3200
M2467		40.00	3.15	3600-3850
2420A		40.00	4.45	4910-5050
	B8250	40.00	5.00	5431-5974
2420		40.00	6.50	6734-6900
2422D		40.00	7.00	7171-7800
2850		40.00	7.50	7567-8197
	B8222	40.50	3.60	4121-4533
M2468		41.00	5.50	6055-6360
2420B		42.00	2.00	2483-2600
	B9718	42.00	2.00	2485-2735
	B8218	42.00	2.90	3517-3868
M2469		42.00	4.00	4715-4955
	B9044	42.00	4.00	4717-5189
	B9899	42.00	11.50	10888-11759
2652		42.16	3.56	4266-4560



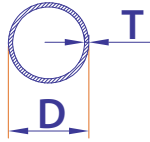
Sec.No.		Dimension in mm.		Weight Range Gm/3.66m
Unit-I	Unit-II	D	T	
	B9668	42.16	3.56	4268-4694
2422C		43.00	7.00	7832-8025
	B8138	43.00	7.00	7821-8604
2422		43.00	7.75	8484-8700
2422B		43.00	8.00	8692-9125
2641		43.00	9.00	9500-10100
2849		43.00	10.00	10240-11000
2791	B9533	43.90	12.95	12040-13380
	B8202	44.00	2.50	3221-3543
2835		44.00	7.50	8495-9300
	B8050	44.00	7.50	8330-8660
2616		44.40	6.35	7504-8066
	B9067	44.45	3.00	3861-4247
2651		44.50	2.00	2645-2850
	B9017	45.00	4.00	5091-5600
2510		45.00	4.50	5660-6225
	B8221	45.00	5.85	7104-7814
	B9011	45.00	12.50	12610-13510
	B8144	45.70	5.10	6295-6662
M2470		46.00	5.50	6880-7200
2422A		46.00	7.50	8965-9400
2632		46.00	8.50	9900-10125
2726 (E)		46.50	3.00	4051-4395
2854		47.00	7.50	9193-9805
2867		47.20	8.10	9339-10332
2785		47.60	8.30	9800-10700
2870		48.00	7.75	9684-10652
	B9015	48.00	8.50	10420-11260
2505		48.00	8.00	9933-10926
2423		48.00	8.50	10424-10700
2852		48.00	9.75	11000-12156
2831		48.00	11.75	12890-13450
M2479		48.16	5.08	6792-7336
2433		48.20	3.68	5086-5300
	B9479	48.38	3.69	5115-5375
2558		48.60	3.35	4700-5170
2650		49.50	1.45	2170-2350



Sec.No.		Dimension in mm.		Weight Range Gm/3.66m
Unit-I	Unit-II	D	T	
2629		49.50	6.90	9129-9815
2639		49.50	11.75	13770-17730
2808		49.80	4.80	6550-6985
2424		50.00	1.20	1825-2050
2424A	B9002	50.00	2.00	2980-3250
2424B	B8047	50.00	2.50	3685-3900
R2538		50.00	2.50	3645-4143
2424C		50.00	3.00	4377-4600
	B9465	50.00	3.00	4377-4815
	B9504	50.00	4.50	6987-7686
2503		50.00	5.00	6985-7500
	B9003	50.00	5.00	6985-7300
2836		50.00	5.50	7600-7980
	B9920	50.00	6.00	8194-8850
2845		50.00	8.00	10431-11210
2714	B8236	50.00	9.00	11456-12300
2725		50.00	9.50	11945-12540
2846		50.00	11.50	13745-14254
2827		50.00	14.26	15374-16272
2865		50.50	8.75	11240-11840
	B8212	50.80	1.63	2489-2738
2646		50.80	1.80	2730-3010
	B8213	50.80	2.64	3945-4340
	B8062	50.80	3.00	4450-4895
	B8098	50.80	4.50	6467-7114
	B9923	50.80	6.00	8345-9179
M2486		51.00	1.50	2305-2409
2842		51.00	7.50	9975-10125
	B8019	51.30	3.65	5427-5970
	B9034	52.00	2.50	3843-4227
2788		52.00	9.50	11875-13194
	B9628(E)	49.90	4.70	6250-6500
2832		52.00	11.30	13610-14930
	B9625	52.00	11.30	14150-14900
2853		53.00	9.00	12290-12970
2864		53.20	9.60	12343-13642

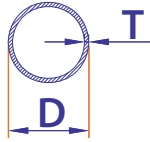


Sec.No.		Dimension in mm.		Weight Range Gm/3.66m
Unit-I	Unit-II	D	T	
2708		53.60	9.80	13330-13730
2430C		54.00	9.00	12575-12975
2638		54.00	9.50	13120-14110
2430		54.00	10.00	13600-14000
	B8003	54.00	10.00	13659-14751
2430B		54.00	10.50	14180-14880
2858		54.00	12.75	15045-17140
2426	B8002	55.00	2.50	4000-4300
2426B		55.00	5.00	7760-8150
2834		55.00	7.00	10425-10945
2881		56.00	11.50	15888-17476
2716		58.00	9.25	14000-14960
2823	B9016	58.00	12.00	16280-18851
2430A		58.40	10.50	15615-16000
2851		58.40	12.95	17360-19185
2570	B8043	58.50	11.00	16220-17520
2427		60.00	2.50	4465-4800
2702		60.00	6.00	9725-10395
2583		60.00	10.00	15520-16720
2812		60.00	12.00	16990-18590
2720		60.00	10.75	16435-17585
2825		60.00	13.40	18415-21325
2587		60.30	5.54	9418-10170
2449A		60.33	3.91	6700-7690
2833		60.33	5.54	9425-10460
2869		61.20	13.85	20356-21374
2715		62.00	10.25	16470-17785
2794		62.00	12.20	17920-20950
2796		62.00	11.00	16545-19185
2562	B9635	63.00	6.70	11320-12572
		63.00	6.75	11615-12045
2828	B8033	63.00	12.65	19390-20570
		63.50	1.63	2890-3385
M2478		63.50	3.00	5850-6150
2551	B8044	63.50	6.35	11265-12170
2780		64.00	11.85	18000-20500
2857		64.00	15.75	22412-24770



Sec.No.		Dimension in mm.		Weight Range Gm/3.66m
Unit-I	Unit-II	D	T	
2813		65.00	12.50	19350-21200
2783		65.91	5.38	9265-10955
2830		66.00	11.00	17827-19400
2435		73.00	5.15	10850-11000
2789(E)		73.00	3.18	6550-7825
2428		74.78	2.39	5362-5700
	B8028	75.00	2.30	5190-5709
	B8034	76.00	1.63	3470-4080
2580A		76.00	2.80	6144-6581
2580		76.00	3.00	6796-7340
2856		76.00	8.50	16921-18702
	B9589	76.20	2.50	6108-6719
	B8136	76.20	2.90	6598-7258
	B8174	76.20	3.00	6815-7496
2579		76.20	6.35	13770-14770
	B9084	77.00	3.00	6891-7580
2566		80.00	5.60	12934-14227
2781		80.00	3.00	6250-8100
2829		80.00	11.65	23255-26190
2429		80.78	2.39	5742-6100
	B8137	86.00	9.00	21513-23234
2434		88.80	5.46	14125-14300
	B9069	88.90	3.00	8091-8801
2633	B8170	88.90	6.00	15442-16522
2506		96.50	5.50	15540-16540
	B9100	97.00	20.00	47800-51625
2507	B9098	100.00	6.00	17500-18500
2576		101.50	5.73	17000-18000
	B8035	101.60	1.63	5050-5820
2502		101.60	3.00	9183-9800
	B9005	101.60	4.00	12118-13087
M2475		101.60	6.35	18700-19000
2431		109.00	3.50	11400-11800
2703		114.00	6.50	20855-22525
	B9050	114.20	8.51	28110-30890
	B9099	114.30	6.52	20855-22525

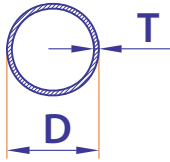
Round Tube



Sec.No.		Dimension in mm.		Weight Range Gm/3.66m
Unit-I	Unit-II	D	T	
2501A		127.00	2.80	10419-11172
2501		127.00	3.00	11549-12700
	B9048(E)	140.00	3.50	12665-16470
	B9049(E)	152.40	3.50	14155-18220

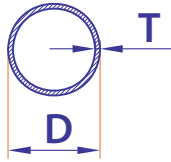
Electrical Split Tube

<p style="text-align: center;">Split Tube</p> <p style="text-align: center;">7298 1685-1850</p>	<p style="text-align: center;">Split Tube</p> <p style="text-align: center;">7299 1980-2180</p>	<p style="text-align: center;">Split Tube</p> <p style="text-align: center;">7307 1480-1625</p>
<p style="text-align: center;">Split Tube</p> <p style="text-align: center;">7699A 1190-1325</p>		



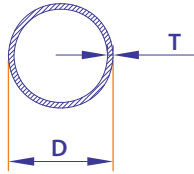
Sec.No.		Dimensions			Weight Range Gm/3.66m
Unit-I	Unit-II	D(In Inch.)	D(In mm.)	T(In mm.)	
	B9667	1	33.40	4.55	4074-4481
	B9839	1.5	48.26	5.08	6800-7150
	B9560	2	60.33	5.54	9424-10178
	B9583	2.5	73.03	7.01	14365-15591
PG2635	B9584	3	88.90	7.62	19230-20570
PG2679	B9848	3.5	101.60	8.08	23460-25327
	B9819	3.5	100.00	10.00	28000-30750
	B9834	4	114.20	8.51	27925-31550
PG2568	B9047	4	114.30	8.56	28480-31320
	B9837	4	114.30	6.35	21795-24547
	B9056	4.5	120.00	12.04	41000-43500
	B9053	4.5	127.00	9.02	33965-37120
	B9009	4.5	120.00	10.00	31150-36510
	B9815	5	141.30	9.53	39857-43371

IPS Tube for Schedule-40

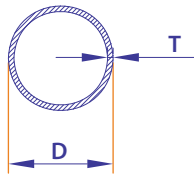


Sec.No.		Dimensions			Weight Range Gm/3.66m
Unit-I	Unit-II	D(In Inch.)	D(In mm.)	T(In mm.)	
2790	B9666	1	33.40	3.38	2990-3550
2652	B9668	1.25	42.16	3.56	4266-4560
2433		1.5	48.20	3.68	5086-5300
	B9534	1.5	48.26	3.69	5095-5580
2587		2	60.30	5.54	9418-10170
2449A		2	60.33	3.91	6700-6850
PG2571	B9654	2	60.33	3.91	6848-7705
PG2569	B9436	2.5	73.03	5.16	10872-12155
PG2570		3	88.90	5.45	14117-15750
	B9940	3	88.90	5.49	14270-15411
	B8049		96.50	5.50	15000-16350
	B9843	3.5	101.60	5.74	17080-19090
PG2560	B9849	4	114.30	6.02	20240-21650
	B9841	4	114.30	6.52	21815-24450

Irrigation Tube



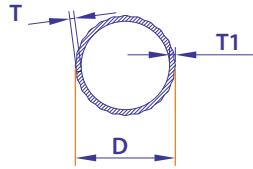
Sec.No.		Dimension in mm.			Weight Range Gm/ --- m
Unit-I	Unit-II	(In Inch)	D(In mm.)	T(In mm.)	
	B9829	2	50.8	1.27	3250-3525
	A2449	2.5	63.5	1.27	4100-4450
	B9827	3	76.2	1.27	3045-3105
	B9830	4	101.6	1.27	6800-7200
	A2454	5	127.0	1.32	9000-10000



Muff Tube

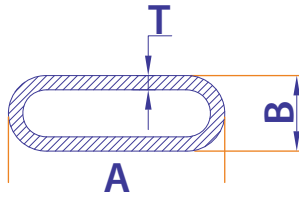
Sec.No.		Dimension in mm.		Weight Range Gm/3.66m
Unit-I	Unit-II	D	T	
	B9586	34.86	4.51	4140-4360
	B9580	35.05	4.51	4155-4400
	B9579	35.46	4.51	4209-4465
	B9582	35.50	4.70	4495-4715
	B9101	41.81	4.56	5270-5640
	B9144	42.16	4.75	5515-5780
	B9097	48.16	4.51	6110-6540
	PG2534	48.45	4.60	6259-6562
	B9145	48.89	4.90	6680-7045

Fluted Tube

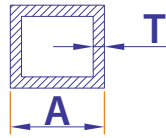


Sec.No.		Dimension in mm.			Weight Range Gm/3.66m
Unit-I	Unit-II	D	T	T1	
	B9404	18.00	0.50	0.80	280-320
	A5953	18.00	0.80	1.40	600-650
	A5952B	24.00	0.50	0.80	440-470
	A5952A	24.00	0.55	0.83	475-500
	B8627	24.00	1.30	2.10	1150-1265
	A5952	25.00	0.65	1.05	600-700
	B9403A	25.00	0.925	1.425	900-950
	A5955	25.00	1.00	1.50	950-1100
7821		25.00	2.00	1.20	1120-1200
	B9367	25.20	1.20	1.78	1090-1200
	B9406	25.20	1.20	2.00	1120-1200
	A5116A	25.40	0.50	0.75	460-510
	A5956	25.40	0.795	0.92	500-550
	A5116	25.40	0.475	0.975	500-550
	B8506	25.40	1.40	2.20	1280-1410
5954		25.40	1.40	2.25	1400-1500
	B9434	25.40	1.63	2.44	1430-1580
	B9822	25.40	1.89	2.70	1600-1760
	B9401	28.00	0.50	0.80	540-580
	B9402	28.00	0.55	1.05	675-750
	B9823	28.00	0.58	1.28	760-840

B9500	960-1060	B9004	2945-3245	B9409	9840-10740

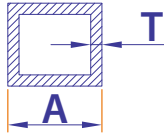


Sec.No.		Dimension in mm.			Weight Range Gm/3.66m
Unit-I	Unit-II	A	B	C	
7246		30.00	15.00	0.90	660-720
2379		45.00	22.50	3.20	3150-3400
7268		44.50	23.00	3.00	3136-3450
	B8630	45.00	35.00	5.00	5645-6210
	B8659	47.69	22.23	1.62	1911-2102
	B8692	50.00	10.00	1.20	1273-1400
7953		100.00	32.00	3.50	7800-8580



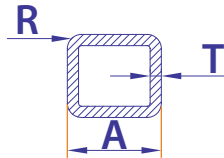
Sec.No.		Dimension in mm.		Weight Range Gm/3.66m
Unit-I	Unit-II	A	T	
	B9405	12.70	1.65	720-790
	B9615	15.24	1.14	555-725
2335		18.00	0.81	550-600
	B9616	18.42	1.02	695-880
2339		18.50	0.60	425-450
	B8227	18.50	0.64	450-500
	B9811	18.50	1.20	820-900
2334		19.00	0.98	700-800
2384B		19.00	1.20	688-948
2340		19.00	1.60	1100-1180
	B9448	19.05	1.42	860-1152
	B8348	20.00	2.00	1420-1560
	B8008	22.50	0.50	450-500
	B8303	22.50	0.60	525-575
2328A		24.00	0.65	600-700
2328		24.00	0.76	700-800
	B9652	24.00	0.88	800-900
	B9810	24.00	1.20	1080-1190
	B9617	24.77	1.27	1208-1370
2329	B8004	25.00	0.95	900-1100
2330		25.00	1.05	1000-1100
2338	B8013	25.00	1.37	1280-1350
	B9769	25.40	1.42	1345-1480
	B9407	25.40	2.41	2180-2400
	B8328	25.40	3.00	2650-2910
	B8321	30.00	2.00	2145-2360
	B8302	31.75	1.20	1440-1590
2332		37.00	0.84	1200-1350
2331		37.50	1.77	2500-2800
2344		38.00	3.00	4150-4550
	B8320	38.10	3.00	4180-4570
8577		40.00	0.80	1135-1281
2383B		40.00	1.60	2039-2758
8571		40.00	2.00	2745-3020
8560		45.00	2.00	3404-3660
2333		50.00	0.98	1900-2200

Square Tube

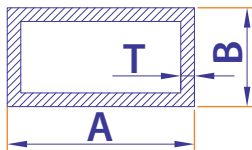


Sec.No.		Dimension in mm.		Weight Range Gm/3.66m
Unit-I	Unit-II	A	T	
2333A		50.00	1.89	3600-4000
8580	B8300	50.00	2.00	3795-4175
8580B		50.00	2.00	3404-4138
	B8308	50.00	3.00	5390-5850
	B9410	50.80	3.05	5755-6330
	B8331	63.50	6.00	13637-14728
2385B		65.00	2.50	5548-6735
8576		100.00	2.00	7745-8527
	B8350	100.00	2.00	7750-8750
	B8966	101.60	6.35	23940-25940

Square Tube (with Corner Radius)

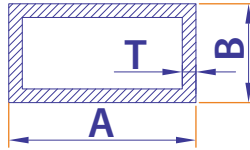


Sec.No.		Dimension in mm.			Weight Range Gm/3.66m
Unit-I	Unit-II	A	T	R	
	B9806	19.00	1.60	2.00	1075-1180
	B9446	20.00	2.50	2.50	1675-1845
7908		20.00	3.00	3.00	1991-2152
7269(E)		22.00	2.00	2.00	1683-1715
7909		25.00	3.00	3.00	2584-2793
	B9655	25.40	2.80	3.00	2260-2490
7313		30.00	3.00	3.00	3200-3460



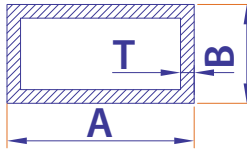
Sec.No.		Dimension in mm.			Weight Range Gm/3.66m
Unit-I	Unit-II	A	B	T	
	B9908	20.00	12.00	1.20	720-770
	B9349	25.00	17.00	2.00	1500-1675
	B8931	25.00	22.00	2.00	1610-1910
	B9411	25.40	19.05	1.65	1345-1480
	B9412	25.40	19.05	2.00	1500-1800
2380		30.00	15.00	1.00	849-933
	B8406	30.10	20.00	1.40	1300-1440
	B9471	31.00	20.00	2.50	2115-2325
2354C	B9346	34.00	23.00	0.59	650-750
2354B	B8404	36.00	23.00	0.65	750-850
2354A	B8256A	36.00	23.00	0.80	900-1000
2368	B9334	36.00	24.00	0.60	650-750
	B9335	36.00	24.00	0.80	850-950
	B8312	36.00	24.00	1.00	1150-1300
2354	B8256	37.00	24.00	0.85	1000-1100
2352		37.00	24.00	1.12	1300-1400
2345		37.50	25.00	1.35	1600-1800
	B9826	38.10	25.40	1.50	1790-1970
	B8247	38.10	25.40	1.80	2010-2360
	B8921	40.00	10.00	3.00	2445-2709
8583	B8248	40.00	20.00	1.50	1647-1848
	B8304	40.00	20.00	1.80	1950-2170
	B8306	40.00	20.00	2.00	1995-2545
	B8353	40.00	25.00	3.00	3380-3725
7693		43.70	23.70	1.40	1771-1870
2348B		46.00	23.00	0.70	900-1000
2348A	B8252	46.00	23.00	0.82	1100-1300
	B9459	48.00	24.00	0.86	1200-1300
2369	B9345	48.00	24.00	0.60	800-900
	B9337	48.00	24.00	1.00	1300-1400
	B8313	48.00	24.00	1.30	1800-1950
2371		48.00	24.00	2.00	2690-2960
7695		50.00	30.00	2.00	2980-3185
	B8355	50.00	40.00	2.50	4198-4618
2348	B8251	50.80	25.40	1.16	1700-1900
	B8351	50.80	25.40	1.20	1700-1900

Rectangular Tube



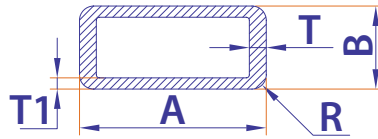
Sec.No.		Dimension in mm.			Weight Range Gm/3.66m
Unit-I	Unit-II	A	B	T	
2347	B8254	50.80	25.40	1.30	1900-2100
2365		50.80	25.40	1.45	2100-2200
	B9836	50.80	25.40	1.50	2170-2387
	B9835	50.80	25.40	2.00	2855-3140
2370		50.80	25.40	3.00	4165-4325
	B8376	50.80	25.40	3.00	4165-4575
	B8255	60.00	35.00	0.85	1550-1750
	B9460	60.00	36.00	0.82	1350-1700
	B9340	60.00	36.00	1.00	1750-1950
2351A		62.00	36.00	0.65	1300-1400
2351	B8403	62.00	36.00	0.85	1550-1750
2349A		62.00	36.00	1.00	1900-2000
	B9352	62.00	36.00	1.00	1900-2100
2349	B8253	62.00	36.00	1.05	2000-2200
	B9833	63.00	37.00	1.20	2325-2555
	B8271	63.00	37.00	1.35	2600-2800
	B9809	63.00	37.00	1.50	2875-3160
M2360		63.00	38.00	3.00	5535-5900
2358		63.50	38.10	1.18	2300-2450
2359		63.50	38.10	1.44	2800-2950
2350		63.50	38.10	1.81	3500-4000
	B9771	63.50	38.10	2.00	3855-4245
2353		63.50	38.10	2.19	4200-4400
	B8352	63.50	38.10	3.00	5670-6230
	B9414	63.50	38.10	3.05	5755-6225
2363		68.00	50.00	5.00	9812-10500
2386		75.00	12.00	1.00	1595-1760
	B8310	76.20	25.40	1.40	2750-3000
	B8390	76.20	25.40	1.60	3110-3420
	B8400	80.00	20.00	2.50	4690-5160
	B9917	80.00	40.00	4.00	8500-9200
	B9832	82.00	37.00	1.50	3445-3790
	B9808	82.00	37.00	1.80	4360-4800
	B9458	82.50	38.10	3.18	7184-7903
2367		100.00	25.00	1.63	3915-4305
8592	B9896	100.00	40.00	1.50	4060-4470

Rectangular Tube



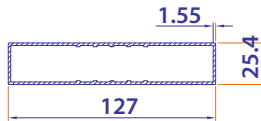
Sec.No.		Dimension in mm.			Weight Range Gm/3.66m
Unit-I	Unit-II	A	B	T	
	B8371	100.00	40.00	3.00	7940-8740
	B8315	100.00	50.00	2.00	5484-6344
8596	B8391	100.00	50.00	2.00	5770-6345
8597		100.00	50.00	3.00	8535-9215
	B9831	101.56	44.50	1.80	5070-5580
	B8354	101.60	25.40	3.18	7580-8335
2355		101.60	44.50	1.13	3200-3500
2357		101.60	44.50	1.70	4800-5150
	B9807	101.60	44.45	2.30	6430-7070
2356		101.60	44.50	2.55	7100-7600
	B9491	101.60	44.45	3.18	8780-9480
	B8394	101.60	50.80	6.00	16650-17815
	B8398	101.60	76.20	6.00	19660-21230
	B8380	126.00	40.00	2.00	6400-7040
	B8401	150.00	44.45	3.40	12600-13600

Rectangular Tube (With Corner Radius)

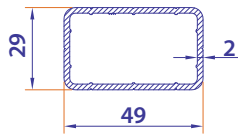


Sec.No.		Dimension in mm.					Weight Range Gm/3.66m
Unit-I	Unit-II	A	B	T	T1	T1	
	B9621	60.00	23.40	1.20	1.20	3.70	1859-2086
	B9622	70.80	23.40	1.30	1.20	3.80	2150-2415

Special Rectangular Tube

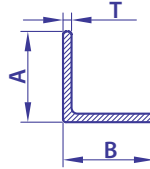


B8228 4750-5300



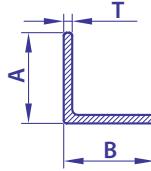
7692 2825-2970

Equal Angle



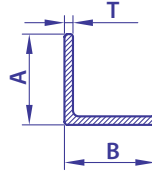
Sec.No.		Dimension in mm.			Weight Range Gm/3.66m
Unit-I	Unit-II	A	B	T	
3007		10.00	10.00	1.00	176-198
	B1710	10.00	10.00	3.00	500-550
	B1835A	11.00	11.00	0.44	80-95
	B1835	11.00	11.00	0.44	95-110
3473		11.50	11.50	0.56	125-140
3451		12.00	12.00	0.83	190-210
8472		12.00	12.00	1.30	311-402
3471		12.00	12.00	1.45	325-350
	A3001	12.70	12.70	0.60	150-170
3451A	B1810	12.70	12.70	1.60	375-400
	B1740	12.70	12.70	2.90	615-675
	A3015	15.00	15.00	1.00	282-322
8473		15.00	15.00	1.30	395-550
	B1827	15.40	15.40	1.36	400-440
3468B	B1836	15.50	15.50	0.40	125-139
3468A		15.50	15.50	0.50	140-160
A3475	B1802	15.50	15.50	1.50	440-480
	A3468	17.00	17.00	0.53	175-200
3452		18.00	18.00	0.81	280-310
8474		18.00	18.00	1.80	640-825
	B1801	19.00	19.00	0.65	240-260
3453		19.00	19.00	1.10	400-445
3470		19.00	19.00	1.45	525-560
3454	B1821	19.00	19.00	2.27	780-860
3469		19.00	19.00	2.88	1000-1050
	B1812	19.05	19.05	3.00	1040-1150
M3003		19.05	19.05	3.18	1100-1200
	B7280	19.11	19.11	2.39	805-895
3453A		19.50	19.50	1.55	575-625
3002	B1704	20.00	20.00	0.46	180-200
8442A		20.00	20.00	0.90	329-366
8476		20.00	20.00	1.30	530-730
8459		20.00	20.00	1.45	531-575
8457		20.00	20.00	1.80	677-750
	B1834	20.00	20.00	2.00	750-805
8458		20.00	20.00	2.80	1025-1135

Equal Angle

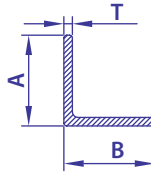


Sec.No.		Dimension in mm.			Weight Range Gm/3.66m
Unit-I	Unit-II	A	B	T	
	B1702	20.64	20.64	1.98	770-845
3472		23.00	23.00	0.63	280-325
	B1709	23.50	23.50	1.50	670-740
3455	B1803	24.00	24.00	0.81	380-400
3456	B1804	24.00	24.00	1.86	850-900
3457		24.00	24.00	2.20	1000-1100
3458	B1805	24.00	24.00	2.80	1250-1300
3459	B1806	25.00	25.00	1.03	500-550
M3029		25.00	25.00	1.20	600-650
3460	B1807	25.00	25.00	1.40	650-700
8460	B1780	25.00	25.00	1.50	720-792
M3005		25.00	25.00	1.55	730-770
8477		25.00	25.00	1.80	904-1098
M3006	B1830	25.00	25.00	2.00	950-1050
M3007		25.00	25.00	3.00	1395-1460
	B1787	25.40	25.40	1.10	540-595
	B1817	25.40	25.40	1.50	725-800
3460A		25.40	25.40	1.59	775-825
	B 1785	25.40	25.40	1.60	775-855
	B1745	25.40	25.40	3.00	1370-1510
M3008	B1700	25.40	25.40	3.18	1500-1650
3461		29.00	29.00	0.80	450-500
8445A		30.00	30.00	1.00	494-549
3114		30.00	30.00	1.50	870-950
	B1845	30.00	30.00	1.40	805-950
8479		30.00	30.00	1.80	1090-1281
8455		30.00	30.00	2.00	1149-1204
	B1831	30.00	30.00	2.00	1145-1265
	B1840	30.00	30.00	2.50	1355-1500
	B1899	30.00	30.00	3.00	1690-1860
M3009		30.00	30.00	4.00	2213-2390
	B1703	30.16	30.16	3.18	1800-1980
	B1818	31.75	31.75	3.00	1790-1970
M3011		31.75	31.75	3.18	1960-2060
	B1826	31.75	31.75	4.50	2500-2750
	B1733	31.75	31.75	5.80	3310-3640

Equal Angle

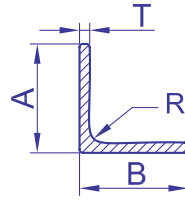


Sec.No.		Dimension in mm.			Weight Range Gm/3.66m
Unit-I	Unit-II	A	B	T	
	B1800	31.75	31.75	6.35	3590-3950
	B1829	35.00	35.00	1.60	1080-1190
3462		37.00	37.00	1.04	700-750
3462A		37.00	37.00	1.40	1000-1100
3463	B1808	37.50	37.50	2.58	1850-1950
3464	B1819	37.50	37.50	4.14	2900-3000
M3012		38.10	38.10	1.55	1120-1210
	B1701	38.10	38.10	1.63	1200-1300
	B1728	38.10	38.10	3.00	2170-2385
	B7281	38.10	38.10	3.05	2130-2315
M3013	B1711	38.10	38.10	3.18	2295-2525
M3015	B1712	38.10	38.10	4.78	3360-3695
M3017	B1714	38.10	38.10	6.35	4385-4825
3011		40.00	40.00	1.50	1168-1281
8486		40.00	40.00	1.80	1464-1647
	B1841	40.00	40.00	2.85	2100-2290
8449	B1737	40.00	40.00	3.00	2280-2510
	B1842	40.00	40.00	3.85	2820-3050
8450A		40.00	40.00	3.70	2654-2800
8450	B1467	40.00	40.00	4.00	3000-3150
	B1814	40.00	40.00	5.00	3705-4075
	B1816	44.45	44.45	6.00	4900-5395
M3020		44.50	44.50	6.40	5185-5445
3465		48.00	48.00	1.28	1200-1250
3466	B1811	48.00	48.00	2.49	2300-2400
	A8451A	50.00	50.00	1.10	988-1080
8452		50.00	50.00	2.80	2690-2965
	B1895	50.00	50.00	4.00	3790-4175
8454	B1813	50.00	50.00	5.00	4690-5160
3000	B1820	50.00	50.00	6.00	5575-6130
3474	B1713	50.80	50.80	4.76	4555-4600
	B1722	50.80	50.80	6.00	5655-6220
M3021		50.80	50.80	6.35	5975-6575
	B1707	50.80	50.80	6.35	5970-6170
	B1721	50.80	50.80	4.50	4360-4800
	B 1739	50.80	50.80	9.52	8660-8910

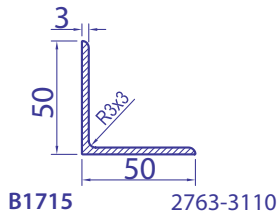


Sec.No.		Dimension in mm.			Weight Range Gm/3.66m
Unit-I	Unit-II	A	B	T	
3467	B1998	55.00	55.00	2.50	2605-2865
		60.00	60.00	6.00	6800-6950
	B1748	63.50	63.50	3.00	3675-4040
	B1735	63.50	63.50	4.50	5450-6000
	B1743	63.50	63.50	6.00	7170-7890
M3022		63.50	63.50	6.35	7625-8000
	B1716	75.00	75.00	6.00	8500-9350
	B1823	76.20	76.20	3.18	4675-5030
	B1736	76.20	76.20	4.50	6570-7230
	B 1824	76.20	76.20	6.00	8680-9548
M3024		76.20	76.20	6.35	9165-9800
	B1708	76.20	76.20	6.35	9160-9460
	B1719	76.20	76.20	9.00	12775-14030
M3025		76.20	76.20	9.52	13560-14240
	B1749	80.00	80.00	4.80	7360-8100
	B1731	101.60	101.60	6.00	11695-12865
	B1723	101.60	101.60	9.52	18290-19775
	B1825	101.60	101.60	12.00	22670-24260
	B1724	127.00	127.00	6.35	15600-16850
	B 1727	127.00	127.00	12.70	30625-32765

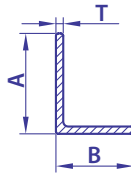
Equal Angle Round Fillet



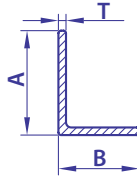
Sec.No.		Dimension in mm.				Weight Range Gm/3.66m
Unit-I	Unit-II	A	B	T	R	
	A3006	12.00	12.00	2.00	3.00	455-500
	B1750	12.70	12.70	3.18	0.80	690-750
	B1751	19.05	19.05	3.18	0.80	1100-1210
	B1465	24.00	24.00	1.03	2.00	500-550
	B1752	25.40	25.40	3.18	0.80	1500-1650
3115		30.00	30.00	2.00	5.00	1210-1330
3004		30.00	30.00	3.00	5.00	1745-1885
	B1792	31.75	31.75	2.00	3.00	1180-1300
	B1772	38.10	38.10	3.18	5.33	2350-2590
	B1726	38.10	38.10	4.50	4.50	3225-3550
M3016	B1756	38.10	38.10	4.76	5.33	3175-3650
	B1767	44.45	44.45	4.78	5.84	4045-4450
	B1764	44.45	44.45	6.35	5.84	5250-5780
	B1729	50.80	50.80	3.00	1.00	2925-3215
	B1758	50.80	50.80	4.76	6.10	4305-4955
	B1775	50.80	50.80	6.35	3.20	5995-6595
	B1765	50.80	50.80	6.35	6.10	6060-6665
	B1759	63.50	63.50	6.35	0.80	7570-8330
	B1784	76.20	76.20	6.00	7.62	8675-9545
	B1761	76.20	76.20	6.35	7.62	9290-10215
	B1771	76.20	76.20	9.52	7.62	13560-14920
	B1464	100.00	100.00	6.00	3.00	10920-12090
	B1763	101.60	101.60	9.52	9.14	18400-18530



Unequal Angle

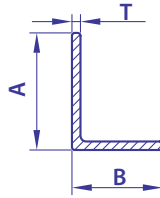


Sec.No.		Dimension in mm.			Weight Range Gm/3.66m
Unit-I	Unit-II	A	B	T	
	A3014	15.00	10.00	1.00	238-293
	A3476B	16.50	10.50	0.47	125-140
3476A		18.00	11.00	0.62	175-200
	B1838	19.00	12.00	0.55	160-180
A3476	B1858	19.00	12.00	0.75	225-250
3477A		19.00	12.00	1.08	320-350
3477		19.00	12.00	1.18	350-375
M3035		19.05	12.70	1.60	442-480
	A3009	20.00	10.00	1.00	275-304
	A3017	20.00	10.00	1.50	421-458
8475		20.00	10.00	1.80	530-695
	B1938	22.00	12.00	1.85	600-660
	B1839	25.00	12.00	0.65	230-250
3479		25.00	12.00	0.78	280-300
3479A		25.00	12.00	0.70	250-270
3480		25.00	12.00	1.07	380-410
	A3013	25.00	15.00	1.50	597-622
	B1815	25.00	15.00	2.00	740-800
3482		25.00	18.50	1.63	675-700
	B3809	25.40	12.70	3.10	1070-1150
	B1866	25.40	12.70	3.18	1100-1205
	A3008	30.00	15.00	1.00	414-458
	A3016	30.00	20.00	1.50	715-790
8478		30.00	20.00	1.80	904-1098
3005		30.18	9.93	1.98	745-817
3488		35.00	25.00	4.00	2200-2300
3490		36.00	12.00	0.75	350-400
3489		36.00	12.00	0.85	400-450
3024		36.00	24.00	3.00	1680-1800
3483	B1909	37.00	24.00	1.01	600-650
3023		38.00	19.00	4.00	2100-2350
3486	B1906	38.00	25.40	2.45	1500-1600
3484		38.00	25.40	3.10	1850-1950
	A3493	38.10	12.70	0.89	440-490
3487		38.10	19.50	1.60	875-950
M3042		38.10	25.40	3.18	1895-2085



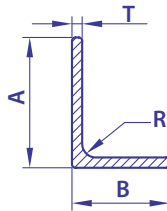
Sec.No.		Dimension in mm.			Weight Range Gm/3.66m
Unit-I	Unit-II	A	B	T	
	B1855	38.10	25.40	3.18	1900-2050
	B1877	38.10	25.40	4.75	2755-3030
3012		40.00	15.00	1.50	794-878
8480		40.00	20.00	1.80	1090-1281
3498	B1907	40.00	20.00	2.00	1145-1235
M3053		40.00	20.00	4.00	2214-2390
M3043		40.00	25.00	4.00	2415-2608
	A3494	44.50	12.70	0.90	500-550
3485	B1905	48.00	24.00	4.18	2800-2900
M3044		50.00	25.00	4.00	2810-3000
8487		50.00	30.00	2.30	1840-2105
3019		50.00	30.00	4.00	2845-3165
	A3495	50.80	12.70	0.90	560-620
	B1893	50.80	25.40	3.20	2305-2535
	B1901	50.80	38.10	4.76	4030-4430
3027		60.50	26.50	3.00	2365-2704
3119		60.50	29.00	3.00	2425-2815
7895		61.00	51.60	4.75	5647-6080
3496		63.50	12.70	0.94	700-770
	B1902	63.50	38.10	4.76	4630-5100
3020		63.50	50.00	6.40	6450-7015
M3049		63.50	50.80	4.78	5314-5580
	B1879	67.00	50.00	6.40	1740-1890
7765		70.00	20.00	2.00	1739-1903
3026		75.00	50.00	4.00	4300-4450
3021		75.00	50.00	5.00	5685-6175
M3052		75.00	50.00	6.00	7055-7585
	A3497	76.20	12.70	1.00	870-960
	B1929	76.20	25.40	3.00	2930-3215
M3051	B1892	76.20	50.80	6.35	7570-8330
3118		80.00	29.00	3.00	2985-3465
3028		80.50	26.50	3.00	2930-3460
	B1884	101.60	50.80	6.00	8680-9375
	B1947	101.60	76.20	6.00	10185-11000
3025		110.20	50.50	6.20	9465-10220
3499		125.00	50.00	3.00	5100-5600

Unequal Angle

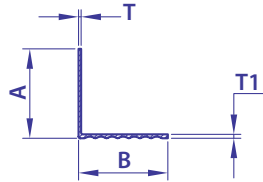


Sec.No.		Dimension in mm.			Weight Range Gm/3.66m
Unit-I	Unit-II	A	B	T	
3500		150.00	50.00	3.00	5840-6425
	B1885	152.45	76.20	6.00	13200-14255

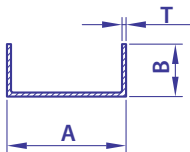
Unequal Angle Round Fillet



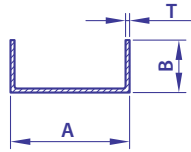
Sec.No.		Dimension in mm.				Weight Range Gm/3.66m
Unit-I	Unit-II	A	B	T	R	
	B1912	19.05	15.88	2.38	0.80	765-845
	B2064	25.40	19.00	3.20	1.60	1295-1425
	B1939	38.00	22.00	1.85	1.50	1070-1180
	B1468	38.00	25.40	2.30	2.00	1400-500
	B1466	38.00	25.40	2.49	2.00	1500-1600
	B1887	50.80	38.10	1.63	5.00	1445-1590
	B1911	50.80	25.40	3.18	5.33	2353-2589
	B1958	50.00	25.00	4.00	4.00	2820-3100
	B1888	63.50	38.10	8.00	6.35	7450-8045
3492	B1903	63.50	50.80	4.76	6.60	5245-5770
3491		76.20	50.80	6.35	6.85	7670-8000
	B1904	76.20	50.80	6.35	6.85	7130-8200
	B1926	100.00	50.00	6.00	4.00	8570-9255



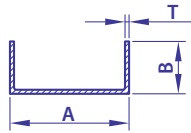
Sec.No.		Dimension in mm.				Weight Range Gm/3.66m
Unit-I	Unit-II	A	B	T	T1	
3501		12.00	12.00	0.50	0.80	125-140
3507		12.00	12.00	0.52	0.90	145-170
	B1705	14.00	14.00	0.40	0.60	115-130
3502		14.00	14.00	0.45	0.70	140-160
	A3508	15.00	15.00	0.70	1.05	180-200
3506		18.00	12.00	0.50	0.80	170-200
	A3509	19.00	19.00	1.33	1.30	540-560
	A3510	19.00	19.00	0.75	1.30	330-360
	B2040	16.00	16.00	1.20	2.00	430-475
3505		24.00	24.00	0.85	1.05	400-425



Sec.No.		Dimension in mm.			Weight Range Gm/3.66m
Unit-I	Unit-II	A	B	T	
3524	B2220	6.00	6.00	1.00	157-183
	A3560	8.00	8.00	1.00	220-256
	B2210	9.00	9.00	0.60	150-175
3526A		9.50	9.50	0.60	160-190
3526		9.50	9.50	0.75	200-225
3527	B2224	9.50	9.50	1.15	300-325
3525		10.00	20.00	1.00	475-525
	A3557	10.00	10.00	1.00	265-290
3558		10.00	15.00	1.00	375-420
3018		11.00	6.00	1.05	217-238
3529		11.00	9.00	0.50	125-140
3528		11.00	11.00	0.45	140-160
7717	B2226	12.00	9.00	1.80	460-500
	B2211	12.00	12.00	0.60	200-230
3530	B2201	12.00	12.00	0.80	275-300
	B2286	12.40	9.30	2.20	575-635
	B2217	12.70	12.70	1.58	530-580
	B2166	13.30	14.50	1.50	580-635
	B2203	13.40	11.00	2.10	650-700
3551		13.40	11.00	2.19	675-725
	B2206	13.49	11.11	2.28	700-740
	B2205	13.49	11.11	2.38	725-800
	A3559	15.00	10.00	1.00	307-344
	B2221	15.00	15.00	1.40	570-630
3555		15.00	15.00	1.40	585-630
3549		15.80	15.80	1.00	460-500
	B2209	18.00	11.00	0.52	200-250
3532	B2225	18.50	11.00	0.90	350-375
	B2269	19.30	19.05	2.50	1295-1425
3533		19.50	12.00	1.10	450-475
8511		20.00	20.00	1.50	842-933
3556		22.20	11.10	1.88	750-850
3537A		22.50	11.50	1.37	580-620
	B2208	24.00	11.00	0.57	250-300
3554		24.00	12.50	1.85	830-880
3539A		24.00	12.50	2.28	1000-1050

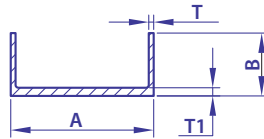


Sec.No.		Dimension in mm.			Weight Range Gm/3.66m
Unit-I	Unit-II	A	B	T	
3536	B2202	25.00	11.00	0.85	375-400
	A3535	25.00	11.00	1.10	500-525
3537		25.00	12.50	1.27	600-625
M3539		25.00	12.50	2.63	1160-1200
	A3540	25.00	25.00	1.08	775-850
	B2240	25.40	12.70	2.00	930-1020
M3057		25.40	12.70	3.18	1400-1525
	B2200	25.40	12.70	3.18	1400-1540
	B2207	25.40	19.05	3.18	1800-2000
3541		30.00	13.50	0.99	540-575
3543A		31.75	11.00	1.80	900-950
	B2204	31.76	12.70	3.18	1595-1755
	B2390	32.00	20.00	2.50	1565-1720
	A3542	32.25	9.20	2.05	950-1000
	A3543	32.25	11.00	2.23	1100-1200
	A3548	35.00	12.50	0.80	460-500
	A3544	36.00	17.50	1.17	800-850
			37.50	18.00	2.20
3545	A3546	38.00	15.00	0.80	525-550
	B2271	38.10	19.05	3.00	2080-2285
M3059		38.10	19.10	3.20	2210-2380
	B2276	38.10	38.10	3.00	3210-3530
8509		40.00	20.00	1.40	1069-1171
M3055		40.00	20.00	4.00	2214-2390
	B2243	40.00	25.00	8.00	5380-5915
M3076		44.45	25.40	4.78	3480-3650
	3552	44.50	12.70	0.90	600-670
	B2613	44.45	25.40	3.18	3150-3620
	B2308	44.45	28.58	1.98	1935-2130
	B2361	45.00	30.00	3.00	2935-3230
	B2362	50.00	30.00	3.00	3085-3390
	B2270	50.00	30.00	4.00	4030-4435
			50.00	50.00	6.00
7720	B2278	50.80	25.40	3.00	2835-3120
	B2277	50.80	50.80	3.00	4040-4775
		50.80	25.40	4.80	4375-4595
M3061		50.80	25.40	4.80	4375-4595



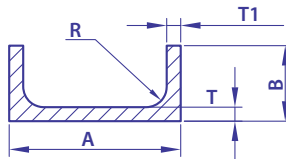
Sec.No.		Dimension in mm.			Weight Range Gm/3.66m
Unit-I	Unit-II	A	B	T	
7879		57.00	52.00	1.50	2530-2780
	B2212	63.00	32.00	5.00	5785-6085
	B2272	63.50	50.80	6.00	8585-9270
	B2280	75.20	38.10	3.00	4310-4740
	B2305	76.20	38.10	5.56	6980-7680
	B2268	76.20	38.10	6.00	8325-8990
M3063		76.20	50.80	6.35	10365-11090
	B2285	99.20	49.60	1.60	3075-3380
7777		100.00	25.00	1.50	2200-2350
	B2260	100.00	25.00	1.60	2350-2585
M3065		100.00	50.00	3.00	5764-6205
M3066		100.00	50.00	6.00	11150-11950
	B2460	101.60	41.83	6.68	11340-12245
	B2273	101.60	50.80	3.00	5845 - 6430
	B2267	101.60	50.80	6.00	11335-12245
M3115		101.60	50.80	6.40	13550-13750
M3067		127.00	48.00	8.00	16360-17180
	B2297	127.00	50.80	6.00	12845-13870
7869		150.00	30.00	1.50	3032-3325
	B2295	152.45	76.20	7.94	22665-24255

Single Channel



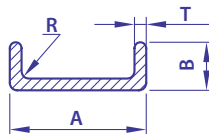
Sec.No.		Dimension in mm.				Weight Range Gm/3.66m
Unit-I	Unit-II	A	B	T	T1	
	B2230	13.49	11.11	2.38	3.50	820-905
	B2380	25.40	25.40	3.95	3.40	2570-2825
	B2612	31.75	25.40	4.76	3.18	2790-3070
M3077		31.75	25.40	4.76	3.18	2835-2980
	B2154	100.00	65.00	6.35	7.94	15480-16720
	B2714	150.00	50.00	6.00	4.00	11415-12330

Single Channel Transport



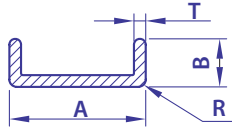
Sec.No.		Dimension in mm.					Weight Range Gm/3.66m
Unit-I	Unit-II	A	B	T	T1	R	
	B2313	31.75	25.40	3.18	3.18	4.57	2480-2730
	B2145	47.63	34.95	3.18	3.18	3.18	3535-3890
	B2223	75.00	35.00	6.00	6.00	3.00	7925-8555
	B2249	100.00	25.00	1.60	1.60	3.00	2350-2585
	B2302	101.60	50.80	6.35	7.94	9.14	13750-14805
	B2250	117.00	28.00	5.80	5.80	2.00	9620-9920
	B2264	127.00	50.80	6.35	7.94	6.35	15115-16325

Single Channel



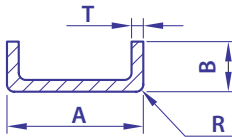
Sec.No.		Dimension in mm.				Weight Range Gm/3.66m
Unit-I	Unit-II	A	B	T	R	
	B2359	30.00	15.00	3.00	1.00	1565-1725

Single Channel



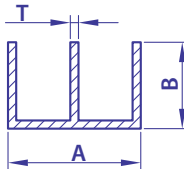
Sec.No.		Dimension in mm.				Weight Range Gm/3.66m
Unit-I	Unit-II	A	B	T	R	
8626		24.00	6.50	1.50	0.60	530-585
3538		25.00	12.50	1.70	0.85	800-850

Single Channel

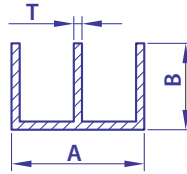


Sec.No.		Dimension in mm.				Weight Range Gm/3.66m
Unit-I	Unit-II	A	B	T	R	
	B2356	34.00	10.00	2.00	1.00	985-1085
	B2364	38.00	9.00	3.00	2.50	1480-1630
	B2320	39.04	9.53	3.25	4.75	1570-1730
	B2321	39.04	15.88	3.25	4.75	1980-2180
	B2358	50.00	15.00	3.00	3.00	2160-2375
	B2122	50.00	15.00	3.00	6.00	2075-2285
	B2315	50.00	30.00	2.50	5.00	2420-2620
	B2299	81.00	61.00	7.50	1.00	13930-15050
	B2293	150.00	30.00	1.50	3.50	3035-3335

Double Channel

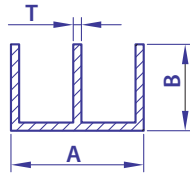


Sec.No.		Dimension in mm.			Weight Range Gm/3.66m
Unit-I	Unit-II	A	B	T	
3561		14.50	6.30	0.65	200-225
	B2501	15.00	7.80	0.40	140-160
3609		16.00	7.00	1.00	336-370
	B2508	16.00	8.00	0.42	160-190



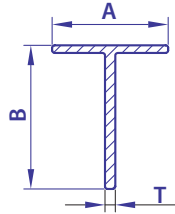
Sec.No.		Dimension in mm.			Weight Range Gm/3.66m
Unit-I	Unit-II	A	B	T	
3562		16.00	8.00	0.49	190-210
3611	B2521	16.00	11.50	0.70	340-380
3604		16.00	12.00	1.00	483-530
3587B		17.00	8.50	0.42	170-190
	A3587A	17.00	8.50	0.44	191-210
3587		17.00	9.50	0.48	210-225
	B2509	17.00	9.50	0.48	225-250
	A3563	17.00	9.50	0.52	235-260
3598		17.00	9.50	0.60	260-280
	A3599	17.00	9.50	0.67	290-325
	B2511	18.00	9.00	0.48	200-229
	B2510	18.00	10.00	0.50	230-250
3591B		18.00	10.00	0.52	200-229
3591A		18.00	10.00	0.55	230-250
3605		18.50	10.00	0.60	250-280
3591		18.50	10.00	0.65	300-325
3564	B2512	18.50	11.00	0.68	330-350
3565		18.50	11.00	0.72	350-375
	B2522	18.50	11.00	0.80	390-425
3566		18.50	11.00	0.89	430-460
3567		18.50	12.00	0.88	450-475
3602		18.50	12.00	1.03	525-575
	B2524	18.50	12.00	1.05	540-580
3601		18.50	12.00	1.15	575-625
3594		18.50	12.50	0.75	400-425
3612		18.50	11.00	0.80	390-425
3600		19.00	12.00	1.23	625-675
3568		19.50	12.50	0.88	475-500
	B3767	19.50	12.70	1.20	690-760
3570		20.00	10.00	0.52	250-275
3569		20.00	10.00	0.57	275-300
3608		20.00	10.00	1.00	469-512
3603		20.00	18.00	1.00	666-739
3571		20.68	11.00	0.78	400-425
	A3588	20.68	11.00	0.90	460-500
3589		20.68	11.00	1.43	700-725

Double Channel



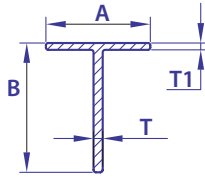
Sec.No.		Dimension in mm.			Weight Range Gm/3.66m
Unit-I	Unit-II	A	B	T	
3572		20.68	11.00	1.55	750-800
3573		20.68	11.00	1.65	800-825
C3570A	B2513	21.50	10.00	0.50	250-275
3570A		21.50	10.00	0.50	230-260
	B2518	22.00	11.00	0.55	275-300
	B2514	22.00	11.00	0.60	300-325
3593		22.00	11.00	0.67	350-375
	A3574	22.00	11.00	0.70	380-400
	A3575	22.00	11.00	0.77	400-425
3577		22.00	11.00	0.87	450-475
3578		22.00	11.00	0.93	480-525
	B2101	22.00	11.50	1.10	578-636
3597		22.00	12.00	0.96	525-550
3592		22.00	12.00	1.10	600-625
	B2515	22.50	11.00	0.75	400-425
	B2516	22.50	11.00	0.90	480-525
	A3579	23.00	12.00	1.45	825-850
3607		25.00	11.00	0.60	330-380
3580A		25.00	11.00	0.72	400-425
3580		25.00	11.00	0.82	450-475
	B2517	25.00	11.00	1.05	575-600
3581		25.00	11.00	1.10	600-625
3590		27.00	15.00	0.68	480-525
3582		30.00	15.00	1.13	800-850
	B2519	31.00	15.00	1.00	675-750
3606		35.00	10.00	0.60	375-425
3583A		35.00	12.50	0.68	475-525
	B2523	35.00	12.50	0.70	475-525
3583		35.00	12.50	0.75	525-575
3584		35.00	12.50	1.02	700-750
	B2520	37.00	15.00	1.00	750-825
3595		46.00	12.00	0.63	500-550
3585		48.00	12.50	0.80	650-700
3586		48.00	12.50	0.93	800-850

T Section



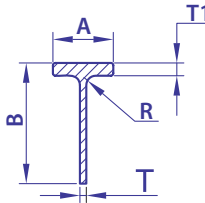
Sec.No.		Dimension in mm.			Weight Range Gm/3.66m
Unit-I	Unit-II	A	B	T	
	B3111	11.30	11.30	0.50	115-130
3661		12.00	12.00	0.75	175-200
	A3714	15.00	15.00	1.50	420-465
3662		18.50	18.50	0.80	250-275
	B3110	19.00	19.00	1.32	475-500
M3087		19.05	19.05	3.18	1120-1220
	A3712	20.00	20.00	1.50	571-630
	A3674	23.00	29.00	4.47	2100-2200
	B3226	23.50	19.00	1.50	600-670
3666		23.50	23.50	1.68	750-775
3668		24.00	24.00	1.52	700-750
3663		24.00	24.00	2.60	1170-1225
	B3214	24.00	29.00	2.70	1350-1425
	B3117	24.00	31.00	4.00	2000-2100
3670A	B3105	24.00	31.00	4.40	2200-2300
	A3670	24.00	31.00	4.85	2400-2500
	B3212	24.35	27.90	3.10	1500-1600
	B3211	24.35	27.90	3.75	1800-1900
3675		25.00	25.00	0.65	310-365
3664		25.00	25.00	0.93	450-475
A3664A	B3143	25.00	25.00	1.50	720-790
	B3251	25.00	25.00	3.00	1480-1630
3665		25.00	25.00	3.18	1470-1525
3713		30.00	15.00	1.50	640-706
	B3175	30.18	42.88	4.78	3235-3555
	B3118	31.75	31.75	1.60	975-1075
	B3191	36.50	36.50	1.60	1130-1240
	B3231	37.00	37.00	1.50	1070-1180
	B3229	38.00	38.00	1.50	1100-1210
	A3672A	38.00	38.00	1.60	1050-1150
3667		38.00	38.00	3.17	2280-2430
M3092		38.10	38.10	3.18	2310-2425
	B3199	38.10	38.10	3.18	2295-2525
	B3249	42.00	39.00	4.00	3040-3350
	B3239	50.00	50.00	6.00	5570-6130

T Section

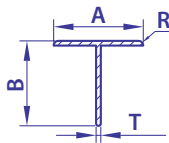


Sec.No.		Dimension in mm.				Weight Range Gm/3.66m
Unit-I	Unit-II	A	B	T	T1	
	B3253	40.36	42.75	7.80	4.25	4650-5120
	B3182	42.00	44.00	8.00	4.00	4820-5310
	B3141	42.00	44.00	9.00	4.00	5220-5740

T Section

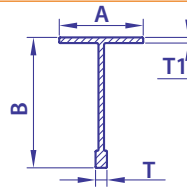


Sec.No.		Dimension in mm.					Weight Range Gm/3.66m
Unit-I	Unit-II	A	B	T	T1	R	
	B3248	38.00	76.00	4.00	8.00	6.00	5825-6400
	B3238	50.00	100.00	6.00	12.00	5.00	11250-12150
	B3237	50.00	140.00	6.00	12.00	5.00	13620-14710



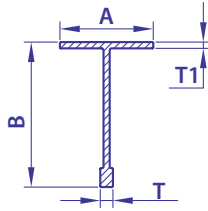
Sec.No.		Dimension in mm.				Weight Range Gm/3.66m
Unit-I	Unit-II	A	B	T	R	
7932		19.00	18.00	1.00	1.00	350-385

Bulb T Section



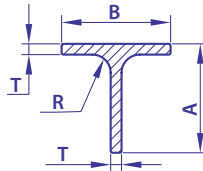
Sec.No.		Dimension in mm.				Weight Range Gm/3.66m
Unit-I	Unit-II	A	B	T	T1	
3706B		23.00	35.00	3.00	1.50	880-1000
3702	B3200	23.50	23.50	3.00	0.73	400-425
3701		23.50	23.50	3.00	1.57	750-775
	B3188	23.50	23.00	3.18	1.57	785-865
M3102		23.50	23.80		1.57	792-870
	B3122	23.50	23.80	3.18	1.57	785-865
M3106		23.50	25.00		1.50	500-525
	B3145	23.50	26.40	2.80	1.40	700-770
	B3210	23.50	35.00	3.00	1.50	920-1010
	B3121	23.50	36.50	3.18	1.57	980-1080
3705		23.50	36.50	3.00	1.60	960-1000
3703		24.00	24.00	3.00	1.35	675-700
3704	B3254	25.00	25.00	3.00	1.00	540-575
	B3135	25.00	25.00	2.50	1.27	650-715
M3103		25.00	25.00		1.50	770-810
	B3196	25.00	25.00	2.50	1.50	745-820
	B3136	25.00	30.00	2.50	1.27	765-840
	B3195	25.00	36.00	2.50	1.50	905-1000
3706		25.00	36.50	3.00	1.08	700-750
3706A		25.00	36.50	3.00	1.40	900-950
3707	B3255	25.00	37.50	3.50	1.22	700-750
	B3183	25.00	38.00	4.00	1.50	1010-1110
	B3137	25.00	38.00	4.00	1.50	935-1030
	B3215	25.40	25.40	3.80	1.60	860-950
	B3225	25.50	35.50	3.00	1.50	925-1020
	B3216	25.40	36.50	3.80	1.60	1035-1140
	B3224	30.00	30.00	2.70	1.60	955-1050
M3107		31.00	31.00		1.60	988-1085
	B3146	36.50	25.40	2.80	1.40	865-950
	A3711	37.50	50.00	3.00	1.45	1320-1420
	B3230	37.00	50.00	3.00	1.50	1340-1475
	B3223	38.00	38.00	3.00	1.25	990-1090
	B3189	38.00	38.00	3.00	1.50	1180-1245
3708		38.10	38.10	3.00	2.20	1650-1750
3709		38.10	63.50	3.0	2.15	2150-2250
	B3222	38.10	50.80	3.0	1.25	1180-1300

Bulb T Section

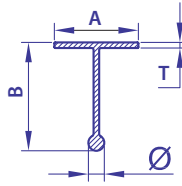


Sec.No.		Dimension in mm.				Weight Range Gm/3.66m
Unit-I	Unit-II	A	B	T	T1	
	B3221	38.10	50.80	3.0	1.50	1360-1500
	B3178	50.80	50.80	8.0	4.78	4970-5465

Special T ' Section

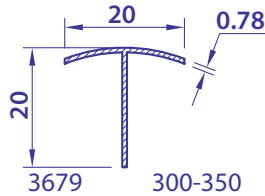


Sec.No.		Dimension in mm.				Weight Range Gm/3.66m
Unit-I	Unit-II	A	B	T	R	
	A3671	22.50	27.00	3.15	2.55	1300-1350
3669B	B3104	23.00	24.00	1.90	3.50	840-900
3669A	B3103	24.00	24.00	2.05	4.00	1000-1100
	B3116	24.00	24.00	2.20	4.00	1050-1100
3669	B3102	24.00	24.00	2.38	4.00	1150-1200
	B3108	25.40	25.40	2.85	4.00	1425-1475
M3090		25.00	25.00	3.00	3.00	1425-1540
3673A		25.40	25.40	2.85	4.00	1425-1475
3673		25.40	25.40	3.05	4.00	1500-1600
	B3240	38.10	38.10	4.50	5.00	3290-3620
	B3241	50.00	50.00	4.50	5.00	4350-4790
	B3236	50.00	100.00	5.00	4.00	7230-7950
	B3242	63.50	63.50	6.00	5.00	2465-2715
	B3235	65.00	100.00	6.00	5.00	9530-10300
	B3244	100.00	100.00	8.00	5.00	15280-16810

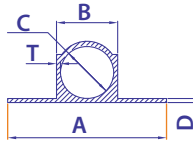


Sec.No.		Dimension in mm.				Weight Range Gm/3.66m
Unit-I	Unit-II	A	B	O	T	
	B3207	38.10	50.80	5.0	1.60	1501-1650
	B3208	38.10	63.50	5.0	1.60	1700-1870

Half Round Tee

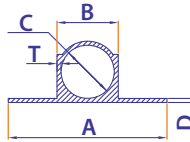


Plain Tower Bolt



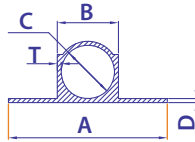
See.No.		Dimension in mm.					Weight Range Gm/3.66m
Unit-I	Unit-II	A	B	C	D	T	
	B9969	23.50	9.60	8.50	0.65	0.55	350-400
	A4614A	23.50	9.90	8.50	0.65	0.70	400-450
	A4614	23.50	10.00	8.65	0.95	0.675	450-500
	B9927	25.00	9.50	8.50	0.90	0.50	400-450
	B9080	27.00	10.40	9.40	0.60	0.50	375-425
	A4613A	28.00	10.80	9.40	0.80	0.80	500-550
	B9749	28.00	10.80	9.40	0.70	0.70	475-525
	B9746	28.00	10.60	9.40	0.60	0.60	425-475
	B9890	29.00	11.10	9.80	1.25	0.65	575-625
	A4613	29.00	11.70	10.30	0.80	0.70	540-600
	B9038	29.50	10.70	9.50	0.80	0.60	480-530
	B9955	30.00	10.80	9.50	1.00	0.65	530-580
	B9988	30.00	11.10	9.70	0.92	0.70	550-600
	B9954	30.00	11.30	9.70	1.00	0.80	600-660
	B9957	30.00	11.40	9.70	1.20	0.85	675-725
	B9748	31.00	12.60	10.80	1.25	0.90	750-800
	B9967	31.00	12.30	10.80	1.05	0.75	650-700
	B9343	31.50	12.20	9.80	1.50	1.20	845-930
	B9991	31.50	12.85	11.15	1.10	0.85	725-775
	B9088	31.50	13.05	11.15	1.20	0.95	775-825
	B9089	31.50	12.83	10.80	1.50	1.01	850-900
	B9093	31.50	13.05	10.80	1.44	1.12	875-925
	A4611A	31.50	13.05	10.80	1.50	1.125	900-950
	B9990	31.75	11.60	9.70	1.40	0.95	725-775
	B9989	31.75	11.80	9.70	1.42	1.05	800-875
	A4609U	31.75	12.35	10.30	1.20	1.025	775-825
	B9693	31.75	12.41	10.03	1.60	1.19	905-995
	B9091	31.75	12.45	10.30	1.50	1.07	850-900
	B9037	31.75	13.33	11.15	1.20	1.09	850-925
	A461 1	32.00	13.60	11.15	1.40	1.225	950- 1000
	B9092	32.00	13.50	11.15	1.35	1.17	920-970

Plain Tower Bolt



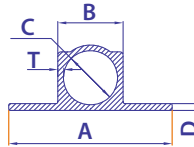
See.No.		Dimension in mm.					Weight Range Gm/3.66m
Unit-I	Unit-II	A	B	C	D	T	
	B9031	32.00	13.70	11.20	1.60	1.25	1000-1050
	B9115	32.00	13.90	11.20	1.75	1.35	1070- 1150
	B9994	32.90	14.00	10.70	1.90	1.65	1150- 1250
	B9043	33.20	11.30	10.20	0.65	0.55	470-520
	B9064	34.50	12.00	11.00	0.80	0.50	500-550
	A4644	35.00	12.45	11.00	1.40	0.725	775-850
	B9030	35.00	12.50	11.50	1.20	0.50	650-700
	B9079	35.50	12.20	11.00	0.80	0.65	575-625
	A4645	35.50	12.45	11.00	1.30	0.74	750-800
	B9949	35.70	12.50	11.50	1.40	0.50	700-750
	A4635	36.00	12.96	11.50	0.73	0.73	675-725
	A4624A	36.00	13.10	11.50	1.05	0.80	750-800
	B9090	36.00	13.00	11.50	1.48	0.75	825-900
	B9964	36.00	13.18	11.50	1.15	0.84	800-875
	A4624B	36.00	13.40	11.50	1.30	0.95	875-950
	A4622	36.00	13.94	11.50	1.50	1.22	1050-1150
	B9745	36.00	13.56	11.50	1.58	1.03	975-1050
	A4634	36.00	14.90	12.00	2.03	1.45	1325-1375
	B9028	36.50	12.90	11.50	1.77	0.70	875-925
	B9914	36.50	13.30	11.50	1.90	0.90	1000-1050
	A4627	37.00	12.45	12.00	2.62	1.725	1600-1700
	B9078	37.00	14.40	12.00	1.60	1.20	1100-1150
	A4615B	37.00	14.40	12.00	1.90	1.20	1175-1200
	A4615	37.00	14.75	12.00	1.65	1.375	1200-1300
	A4615A	37.00	14.60	12.00	1.82	1.30	1200-1275
	B9924	37.00	14.50	12.00	1.95	1.25	1200-1250
	B9059	37.00	15.00	12.00	1.93	1.50	1325-1375
	A4627A	37.00	15.10	12.00	2.025	1.55	1375-1450
	A4623A	38.00	13.50	11.50	1.20	1.00	950-1050
	B9157	38.00	15.6	12.50	1.62	1.55	1325-1400
	A4618C	38.00	15.70	12.50	1.70	1.60	1375-1450

Plain Tower Bolt



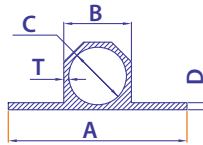
See.No.		Dimension in mm.					Weight Range Gm/3.66m
Unit-I	Unit-II	A	B	C	D	T	
	B9096	38.00	15.90	12.50	1.70	1.70	1425-1500
	A4618A	38.00	16.00	12.50	1.80	1.75	1475-1550
	B9740	38.00	16.00	12.70	2.15	1.60	1500-1550
	B9919	38.00	16.10	12.70	2.30	1.70	1575-1625
	A4618B	38.00	16.25	12.70	1.80	1.775	1500-1600
	B9095	38.00	16.50	12.70	1.90	1.90	1550-1600
	A4618	38.00	16.50	12.70	1.90	1.90	1600-1700
	B9040	38.00	16.70	12.70	2.25	2.00	1725-1800
	A4630	38.00	17.00	12.80	2.50	2.10	1850-1950
	B9993	38.00	17.00	12.90	2.90	2.05	1850-1950
	B9086	38.00	17.00	12.80	2.40	2.10	1800- 1850
	B9928	38.00	17.90	13.00	2.50	2.45	2000-2100
	A4621	40.00	14.50	12.00	2.10	1.252	1300-1400

Plain Tower Bolt



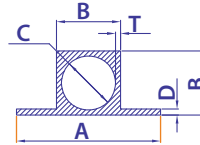
See.No.		Dimension in mm.					Weight Range Gm/3.66m
Unit-I	Unit-II	A	B	C	D	T	
	B9953	25.00	10.00	8.30	0.85	1.05	550-600
	A4602A	25.00	10.10	8.30	1.25	0.90	600-650
	B9951	25.00	10.78	8.60	1.30	1.09	675-725
	B9376	25.50	11.00	8.50	1.30	1.30	769-845
	B9950	25.40	10.80	8.50	1.55	1.15	750-800
	A4601	25.40	10.90	8.30	1.87	1.30	800-850
	A4606A	31.75	11.90	10.30	1.10	0.80	700-775
	A4606B	31.75	12.28	10.30	1.13	0.99	800-850
	A4633	32.00	14.00	11.00	1.50	1.37	1125-1200
	B9929	32.00	14.10	11.00	1.70	1.55	1200-1275
	B9083	38.50	12.70	11.30	0.70	1.60	925-1000
	B9061	39.50	13.15	11.35	0.90	1.55	1000-1075
	A4646	40.00	13.50	11.50	1.55	1.00	1000-1075
	A4623	40.00	13.58	11.50	1.50	1.04	1080-1200
	A4639	43.50	14.46	12.50	0.98	2.00	1300-1400
	B9029	43.00	14.50	12.50	1.00	2.05	1325-1400
	A4620A	44.00	15.50	13.00	1.95	1.25	1470-1525
	A4620	44.00	16.00	13.00	1.93	1.50	1600-1700
	B9085	44.00	15.50	13.00	1.70	1.25	1400-1475

Hex Tower Bolt



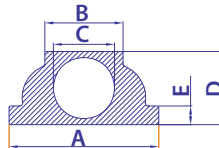
See.No.		Dimension in mm.					Weight Range Gm/3.66m
Unit-I	Unit-II	A	B	C	D	T	
	B9035	29.00	10.00	9.00	0.70	0.50	400-450
	B9066	29.50	10.70	9.50	1.80	0.60	480-530
	B9025	29.50	11.10	9.80	1.20	0.65	580-630
	B9911	30.00	10.80	9.50	0.90	0.65	525-575
	A4628	30.00	11.35	9.70	1.20	1.50	660-740
	B9910	31.75	12.20	10.30	1.15	0.95	750-800
	B9060	31.75	12.40	10.30	1.50	1.05	850-925
	B9922	32.00	12.80	10.80	1.35	1.00	825-875
	B9901	32.00	13.10	10.80	1.35	1.10	875-925
	A4631A	32.00	13.10	10.80	1.35	1.15	900- 1000
	B9918	32.00	13.40	10.80	1.42	1.30	975-1025
	A4631	32.00	13.40	10.80	1.30	1.54	1000-1100
	B9021	34.50	12.00	11.00	0.75	0.50	500-550
	B9042	35.00	12.20	11.00	0.97	0.60	625-675
	B9032	35.00	12.50	11.50	1.20	0.50	650-700
	B9082	35.00	12.30	11.00	1.20	0.65	700-750
	B9039	35.50	12.20	11.00	0.75	0.60	575-625
	B9912	35.50	12.45	11.00	1.37	0.725	775-850
	B9081	36.00	12.90	11.40	1.75	0.75	875-925
	B9795	36.00	14.20	12.50	1.60	0.85	950-1000
	A4643	36.00	14.00	11.50	2.05	1.25	1190-1285
	B9024	38.00	14.70	12.70	2.05	1.00	1175-1250
	B9065	38.00	15.20	12.70	2.30	1.25	1350-1400
	B9087	38.00	15.80	12.60	1.80	1.60	1425-1500
	B9962	44.00	16.60	13.00	2.30	1.80	1730-1900

Square Tower Bolt



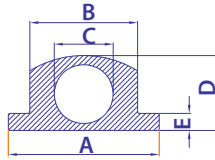
See.No.		Dimension in mm.					Weight Range Gm/3.66m
Unit-I	Unit-II	A	B	C	D	T	
	B9737	31.00	11.70	10.60	0.70	0.55	615-650
	B9724	31.00	11.70	10.60	1.00	0.55	670-710
	B9150	31.00	11.80	10.60	1.10	0.60	710-760
	B9022	31.00	12.10	10.80	1.15	0.65	760-810
	B9147	31.00	12.40	10.80	1.10	0.80	820-870
	B9023	31.00	12.40	10.80	1.40	0.80	870-920
	B9045	31.50	11.60	10.00	1.50	0.80	850-900
	B9062	31.75	12.50	10.80	1.38	0.85	900-950
	B9738	37.00	14.00	12.20	1.20	0.90	1050-1100
	B9739	37.00	14.00	12.20	1.60	0.90	1100-1150
	B9921	37.00	14.30	12.20	1.60	1.05	1225-1275
	B9121	37.00	14.50	12.20	1.50	1.50	1300-1350
	B9125	37.00	14.80	12.20	1.30	1.30	1425-1475
	B9033	37.00	15.00	12.20	2.00	1.40	1450-1500

Royal Tower Bolt



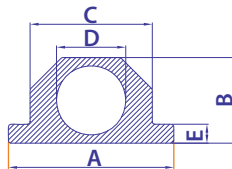
See.No.		Dimension in mm.					Weight Range Gm/3.66m
Unit-I	Unit-II	A	B	C	D	E	
	B9742	23.80	10.00	10.40	12.00	0.80	825-875
	B9750	25.30	16.10	10.80	12.40	1.90	1000-1050
	B9932	25.30	11.60	10.80	12.50	2.00	1230-1280
	B9137	25.30	13.20	10.80	12.80	2.80	1425-1475
	B9868	25.30	13.80	10.80	12.90	2.85	1500-1600
	B9886	26.40	13.40	10.80	12.90	3.20	1650-1725
	B9860	26.40	13.80	10.80	12.90	3.30	1700-1800
	B9804	28.00	13.50	12.50	15.40	3.25	2000-2100

Half Round Tower Bolt



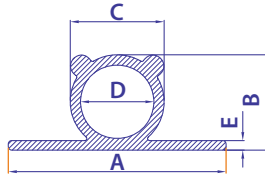
See.No.		Dimension in mm.					Weight Range Gm/3.66m
Unit-I	Unit-II	A	B	C	D	E	
	B9741	23.00	13.00	10.60	11.90	0.35	700-750
	B9996	23.30	14.15	10.80	12.00	1.25	780-820
	B9723	24.80	15.60	10.80	12.40	1.40	1025-1075
	B9931	24.80	16.00	10.80	12.40	1.55	1075-1125
	B9930	24.80	16.70	10.80	12.50	1.70	1150-1225
	B9728	25.00	16.70	10.60	12.60	1.70	1200-1250
	B9805	25.00	17.00	10.60	12.80	1.80	1250-1300
	B9866	25.00	17.50	10.60	12.80	2.46	1325-1400
	B9126	25.30	18.00	10.60	12.80	2.60	1425-1475
	B9867	25.30	18.50	10.60	13.10	2.85	1525-1625
	B9887	26.60	18.50	10.40	13.20	2.80	1650-1725
	B9861	26.40	13.80	10.40	12.90	3.30	1700-1800
	B9894	28.00	21.40	12.30	15.00	3.40	1900-1975
	B9726	28.00	20.60	12.50	16.10	3.10	2000-2100

Hexoo Tower Bolt



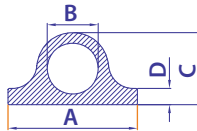
See.No.		Dimension in mm.					Weight Range Gm/3.66m
Unit-I	Unit-II	A	B	C	D	E	
	B9873	25.30	13.10	18.70	10.60	2.90	1475-1550
	B9876	28.00	15.05	21.40	12.30	3.44	1750-1825

Micky Mouse Tower Bolt

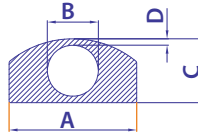


See.No.		Dimension in mm.					Weight Range Gm/3.66m
Unit-I	Unit-II	A	B	C	D	E	
	B9796	32.00	14.00	13.80	10.80	1.40	1070-1145
	B9797	38.00	17.70	16.70	12.70	2.40	1900-1975
	B9798	43.50	25.00	24.40	16.40	4.00	4250-4400

Regal Tower Bolt

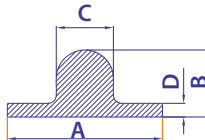


See.No.		Dimension in mm.				Weight Range Gm/3.66m
Unit-I	Unit-II	A	B	C	D	
	B9744	25.00	10.40	12.40	1.00	825-875
	B9733	26.40	10.40	12.80	2.10	1000-1050
	B9735	26.40	10.40	13.10	2.40	1100-1150
	B9938	26.40	10.40	13.40	2.70	1200-1250
	B9946	26.40	10.40	14.20	3.00	1400-1475
	B9933	26.40	10.40	14.40	3.30	1475-1525
	B9862	26.40	10.40	14.70	3.30	1550-1625
	B9803	28.00	15.05	17.30	3.60	2000-2100

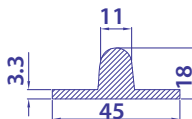


See.No.		Dimension in mm.				Weight Range Gm/3.66m
Unit-I	Unit-II	A	B	C	D	
	B9743	21.20	10.00	11.70	0.85	1450-1500
	B9736	23.50	10.00	11.70	0.85	1650-1700
	B9937	24.20	10.00	12.00	1.00	1770-1830
	B9891	25.00	10.00	12.50	1.25	1900-1950

Solid Tower Bolts

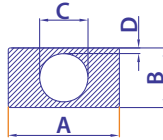


See.No.		Dimension in mm.				Weight Range Gm/3.66m
Unit-I	Unit-II	A	B	C	D	
	A7796	36.00	14.00	10.50	2.50	2000-2200
	B7900	38.00	16.40	14.00	3.35	2875-2950
	B7920	38.00	16.40	14.00	3.40	2900-3100



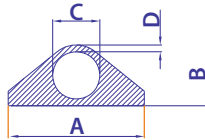
B7901 3026-3329

Rectangular Tower Bolt



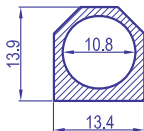
See.No.		Dimension in mm.				Weight Range Gm/3.66m
Unit-I	Unit-II	A	B	C	D	
	B9944	26.00	12.50	10.20	1.15	2375-2505
	B9943	28.00	15.00	12.20	1.40	2960-3110

Pyramid Tower Bolt



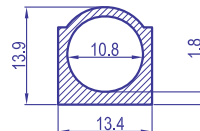
See.No.		Dimension in mm.				Weight Range Gm/3.66m
Unit-I	Unit-II	A	B	C	D	
	B9752	30.00	12.70	10.70	1.00	1475-1525
	B9939	30.00	13.40	10.40	1.50	1850-1900

Mini Tower Bolt



7870

785-845



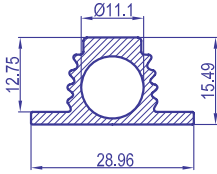
7917

775-825

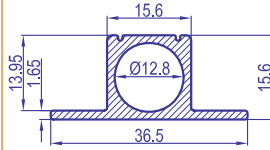
Tower Bolts (Miscellaneous)



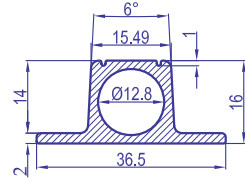
Spl. Tower Bolt



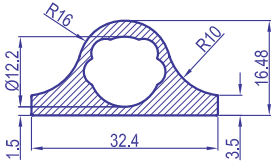
7107 1445-1585



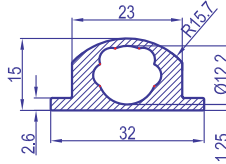
B9753 1450-1500



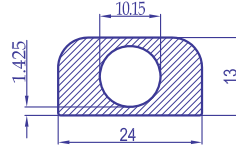
B9897 1610-1760



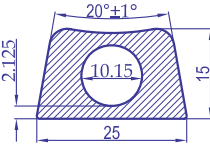
B9881 1925-2000



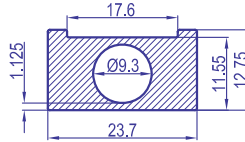
B9727 2000-2100



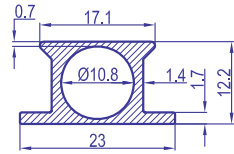
B9801 2150-2275



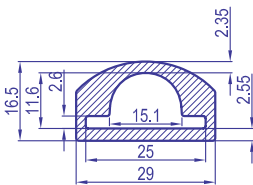
B9802 2420-2545



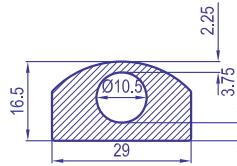
B9936 2100-2200



B9751 950-1000

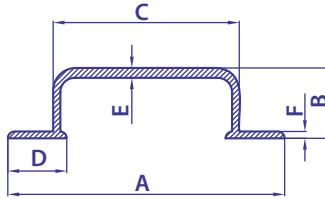


B9729 2415-2525



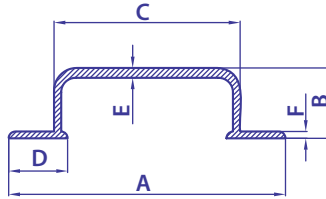
B9730 3300-3400

'D' Handle



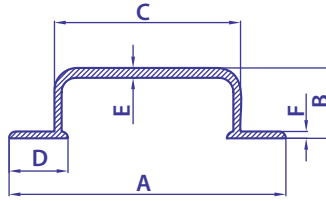
See.No.		Dimension in mm.						Weight Range Gm/3.66m
Unit-I	Unit-II	A	B	C	D	E	F	
	B4787	98.00	24.00	61.50	24.00	2.30	2.00	3200-3500
	B4786	100.00	28.00	68.00	22.00	3.10	2.30	4200-4400
	A4012	118.00	30.00	75.30	27.00	3.25	2.25	4800-5100
	A4011A	118.00	33.00	80.00	24.40	2.44	1.90	4000-4300
	A4011	118.00	33.00	80.00	24.40	2.55	1.90	4200-4500
	A4029A	120.00	30.00	80.00	27.00	4.55	3.00	7000-7300
	A4013A	121.00	30.00	85.50	25.40	3.67	2.50	5900-6200
	B4764	122.00	31.00	82.00	26.00	4.30	2.90	6000-6300
	B4761	122.00	31.00	82.00	26.00	4.40	3.05	6300-6500
	A4060	122.00	31.00	82.00	26.00	4.30	3.10	6500-6800
	B4644	124.00	36.00	86.00	30.00	5.50	5.00	9845-10245
	B4728	125.00	30.00	79.20	28.00	2.70	2.30	4400-4600
	B4723	125.00	30.00	84.00	27.00	3.15	2.00	4600-4800
	A4058A	125.00	30.00	79.20	28.00	3.15	2.35	4700-5000
	B5150	125.00	33.50	85.00	26.50	2.50	2.00	4725-5200
	B4707	125.00	30.00	84.00	27.00	3.20	2.20	5000-5300
	B4742	125.00	30.00	84.00	27.00	3.65	2.40	5400-5700
	B4760	125.00	30.00	84.00	27.00	3.76	2.50	5700-6000
	B4808	125.00	30.00	83.00	31.00	3.80	3.20	6500-6800
	A4028A	125.00	30.00	83.00	31.00	3.90	3.25	6700-7000
	B4752	125.00	30.00	83.00	31.00	3.95	3.15	6700-6900
	A4026	125.00	30.00	83.00	31.50	4.05	3.25	6900-7300
	A4030A	125.00	33.00	86.00	29.50	4.50	4.50	7750-8250

'D' Handle



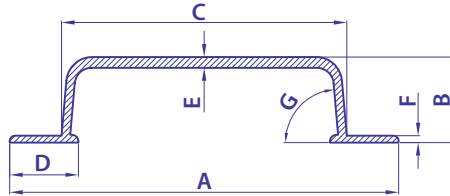
See.No.		Dimension in mm.						Weight Range Gm/3.66m
Unit-I	Unit-II	A	B	C	D	E	F	
	B4794	125.00	34.00	84.00	30.00	4.05	3.35	7100-7400
	A4049	125.00	34.00	84.00	30.00	4.10	3.40	7300-7600
	B5142	126.40	33.50	86.00	30.70	3.80	3.50	6995-7695
	B5130	126.40	33.50	56.00	30.70	4.35	3.50	7655-8270
	B4023	126.40	33.50	86.00	30.70	4.80	3.50	8185-8840
	B4722	145.00	30.00	104.00	30.00	1.90	1.60	3600-3800
	B4792	145.00	30.00	99.20	28.00	3.20	2.30	5400-5600
	A4057A	145.00	30.00	99.20	28.00	3.53	2.30	5700-6000
	B4708	145.00	30.00	104.00	30.00	3.50	2.35	6000-6300
	A4057C	145.00	30.00	104.00	27.00	3.50	3.15	6400-6700
	B4759	145.00	30.00	104.00	27.00	3.92	2.40	6700-7000
	B4765	145.00	31.00	105.00	26.00	4.25	2.95	7000-7300
	B4762	145.00	31.00	105.00	26.00	4.40	3.05	7300-7500
	A4061	145.00	31.00	105.00	26.00	4.45	3.10	7500-7800
	A4056	145.00	30.00	105.00	26.50	4.53	3.00	8100-8400
	A4052A	145.00	33.00	107.00	24.40	2.34	1.90	4500-4800
	A4052	145.00	33.00	107.00	24.30	2.35	1.90	4700-5100
	A4054A	147.00	30.00	108.00	25.40	3.70	2.60	6700-7000
	B4645	149.00	36.00	111.00	30.00	5.50	5.00	11200-11625
	B4807	150.00	30.00	108.00	31.00	3.80	3.30	7500-7800
	A4055A	150.00	30.00	108.00	31.00	3.86	3.45	7700-8000
	B4751	150.00	30.00	108.00	31.00	4.00	3.30	7700-7900
	A4025	150.00	30.00	108.00	31.50	4.85	3.25	7900-8300

'D' Handle



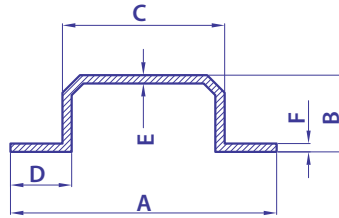
See.No.		Dimension in mm.						Weight Range
Unit-I	Unit-II	A	B	C	D	E	F	Gm/3.66m
	B4793	150.00	34.00	109.00	30.00	4.00	3.40	8100-8400
	B4788	150.00	34.00	109.00	34.00	4.10	3.40	8300-8600
	A4051	150.00	33.00	111.50	29.50	4.40	3.20	8750-9200
	B5125	150.40	33.50	110.00	30.20	3.00	2.50	6200-6815
	B5131	150.40	33.50	110.00	30.20	4.35	3.50	8620-9320
	B4024	150.40	33.50	109.80	30.20	4.70	3.50	9150-10065
	B5149	151.50	34.00	110.00	27.50	2.75	2.50	5580-6135
	B4810	151.50	33.00	111.50	29.50	4.40	3.40	8700-9200

'D' Handle (Taper Leg)



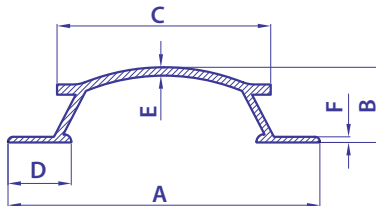
See.No.		Dimension in mm.							Weight Range
Unit-I	Unit-II	A	B	C	D	E	F	G	Gm/3.66m
	A4013	125.00	30.00	84.00	27.00	3.75	2.30	87°	5500-5800
	A4028	125.00	33.00	84.72	26.50	4.25	2.65	87°	6500-7000
	A4053	145.00	30.00	102.30	27.00	3.15	2.70	85°	5600-6000
	A4054	145.00	30.00	105.00	27.00	3.90	2.40	87°	6500-6900
	A4055	150.00	33.00	110.00	26.50	4.15	2.65	85°	7300-7800

'D' Handle(Hex)



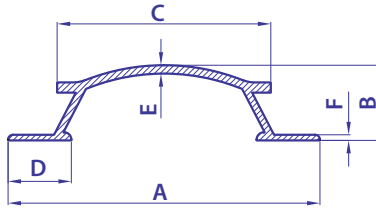
See.No.		Dimension in mm.						Weight Range Gm/3.66m
Unit-I	Unit-II	A	B	C	D	E	F	
	A4039	83.50	24.00	49.52	19.20	2.26	2.26	2700-3000
	A4039A	83.50	24.00	49.50	18.84	2.10	1.80	2400-2600
	A4040	83.40	24.00	50.82	19.25	2.50	2.50	3200-3500
	A4043	102.40	26.80	69.60	18.95	2.55	2.55	3750-4000
	A4043A	102.40	26.80	69.48	18.56	2.10	2.10	3100-3400
	A40438	102.40	24.00	68.40	19.00	2.10	1.90	2900-3100
	B4737	102.40	26.80	69.60	18.95	2.50	2.55	3700-3900
	B5152	102.40	26.80	69.90	19.00	2.90	2.75	4010-4410
	A4062	125.00	30.00	81.00	25.30	3.70	2.30	5400-5600

Palki Handle



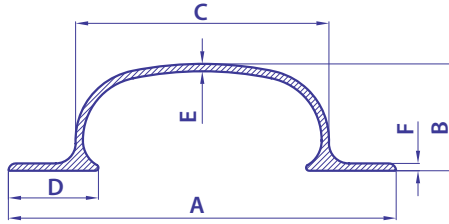
See.No.		Dimension in mm.						Weight Range Gm/3.66m
Unit-I	Unit-II	A	B	C	D	E	F	
	B4781	100.00	25.00	68.50	20.30	2.50	1.80	3200-3400
	A4031A	100.00	24.10	68.50	20.30	2.70	2.30	3500-3700
	B4724	120.00	32.00	85.00	27.00	2.10	1.80	3600-3800

Palki Handle



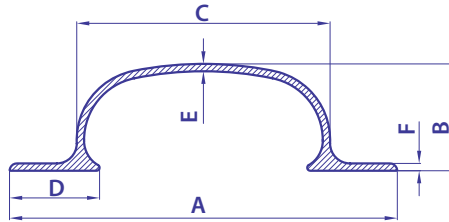
See.No.		Dimension in mm.						Weight Range Gm/3.66m
Unit-I	Unit-II	A	B	C	D	E	F	
	A4020A	120.00	32.00	85.00	27.00	2.30	2.00	4000-4300
	A4020	120.00	32.00	88.50	27.00	2.32	2.32	4200-4500
	B4811	120.00	32.00	85.00	27.00	2.85	1.90	4300-4600
	A4046	120.00	32.00	85.00	27.00	3.00	2.05	4700-5000
	A4031	120.00	32.00	85.00	27.00	3.60	2.30	5400-5800
	B4735	120.00	32.00	85.00	28.50	4.00	2.70	6500-6800
	B5132	125.00	33.50	90.00	32.25	3.25	2.50	5620-6010
	A4032A	125.00	33.00	90.00	29.00	4.70	3.30	7500-8000
	B4021	125.00	33.50	90.00	32.25	4.70	3.50	8140-8950
	A4021A	140.00	32.00	105.00	27.00	2.50	2.18	4500-4800
	B4725	140.00	32.00	105.00	27.00	2.50	1.80	4600-4800
	A4021	140.00	32.00	102.50	27.00	2.82	2.50	4900-5300
	B48 12	145.00	32.00	110.00	27.00	3.10	2.25	5300-5600
	A4047	145.00	32.00	110.00	27.00	3.30	2.30	5700-6000
	A4022	145.00	32.00	110.00	27.00	3.78	2.40	6400-6800
	B4736	145.00	32.50	110.00	28.50	4.15	2.75	7500-7800
	B5133	150.00	33.50	113.50	32.25	3.25	2.50	6145-6760
	B5123	150.00	33.50	113.50	32.25	3.50	2.50	6811-7490
	A4024	150.00	33.00	115.00	29.00	4.72	3.10	8300-8750
	B5129	150.00	33.50	113.50	32.25	4.50	3.50	8730-9425
	B4022	150.00	33.50	113.50	32.25	4.70	3.50	9075-9800

'C' Handle



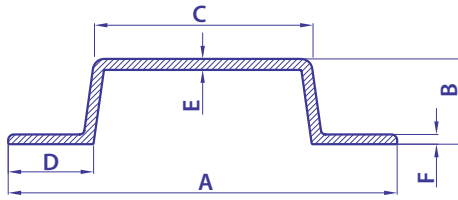
See.No.		Dimension in mm.						Weight Range Gm/3.66m
Unit-I	Unit-II	A	B	C	D	E	F	
	B4813	120.00	33.30	82.00	24.50	2.20	2.20	3700-4000
	B4804	121.50	32.50	82.00	26.70	2.45	1.90	4000-4200
	B4719	121.50	32.50	82.00	26.70	2.80	2.00	4500-4700
	B4784	127.00	35.00	83.00	29.50	2.19	2.40	4400-4600
	B4798	127.00	35.00	83.00	29.50	1.90	1.50	3600-3800
	B4783	127.00	35.00	83.00	29.50	2.42	2.40	4700-5000
	B4738	127.00	35.00	83.00	29.50	2.70	2.50	5000-5300
	B4782	127.00	37.00	83.00	29.50	2.90	2.82	5400-5700
	B4758	127.00	37.00	83.00	29.50	3.15	3.05	5700-5900
	B4755	127.00	37.00	83.00	29.50	3.60	3.15	6300-6500
	B4814	138.00	33.00	96.00	26.50	2.45	2.45	4500-4800
	B4805	139.50	32.50	98.50	26.70	2.75	2.75	5000-5200
	B4714	139.50	32.50	98.50	26.70	3.00	2.80	5500-5700
	B4799	142.00	35.00	98.00	29.50	2.40	2.00	4600-4800
	B4727	142.00	35.00	98.00	29.50	2.71	2.50	5400-5600
	B4025	142.00	35.00	98.00	29.50	2.92	2.50	5700-6000
	B4739	142.00	35.00	98.00	29.50	3.15	2.60	6000-6300
	B4726	142.00	37.00	98.00	29.50	3.53	2.45	6400-6700
	B4757	142.00	37.00	98.00	29.50	3.75	2.65	6800-7000
	B4756	142.00	37.00	98.00	29.50	3.95	3.15	7300-7500

'C' Handle



See.No.		Dimension in mm.						Weight Range
Unit-I	Unit-II	A	B	C	D	E	F	Gm/3.66m
	B4785	100.00	28.00	64.00	30.00	2.10	1.80	3200-3500
	A4037	100.00	28.00	64.00	30.00	2.31	1.80	3500-4000
	B4308	125.00	34.00	76.20	37.00	4.00	3.00	6820-7505
	B4311	127.00	37.00	83.00	36.00	2.75	2.80	5400-5600
	A4036	127.00	37.00	83.00	27.00	2.70	2.70	5500-5800
	B4309	127.00	37.00	83.00	36.00	2.90	2.80	5700-6000
	B4749	127.00	37.00	83.00	36.00	3.20	2.80	6100-6400
	B4730	127.00	37.00	83.00	36.00	3.40	3.00	6400-6700
	B4753	127.00	37.00	83.30	36.00	3.70	3.00	6900-7100
	B4351	128.00	34.00	85.92	37.00	4.00	3.00	6860-7550
	B4307	140.00	34.00	90.00	38.00	4.00	3.50	7530-8130
	B4312	142.00	37.00	98.00	36.00	3.00	2.90	6300-6500
	A4035	142.00	35.00	98.00	29.50	3.16	2.80	6500-7000
	B4310	142.00	37.00	98.00	36.00	3.30	3.00	6700-7000
	84750	142.00	37.00	98.00	36.00	3.55	3.00	7100-7400
	B4731	142.00	37.00	98.00	36.00	3.72	3.20	7400-7700
	B4754	142.00	37.00	97.70	36.00	4.10	2.95	7900-8100

Tubular Handle



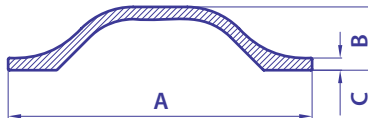
See.No.		Dimension in mm.						Weight Range Gm/3.66m
Unit-I	Unit-II	A	B	C	D	E	F	
	B4734	109.00	25.60	71.33	18.32	3.00	3.00	4315-4605
	B4732	150.00	32.92	83.49	32.91	4.24	3.77	8040-8440
	B4733	170.00	37.30	94.60	37.30	4.80	4.30	10325-10775

Special Handle

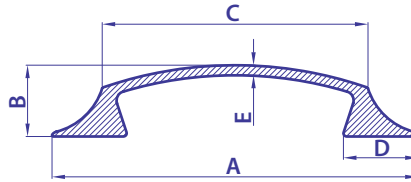


See.No.		Dimension in mm.			Weight Range Gm/3.66m
Unit-I	Unit-II	A	B	C	
	B4717	146.00	27.00	3.00	5600-5850
	B4718	170.00	30.00	3.00	6600-6850

Special Handle

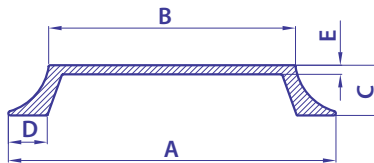


See.No.		Dimension in mm.			Weight Range Gm/3.66m
Unit-I	Unit-II	A	B	C	
	B4801	125.00	26.00	5.00	7298-7715
	B4800	150.00	26.00	5.00	8506-9000
	B4806	195.00	30.00	5.00	10830- 11580



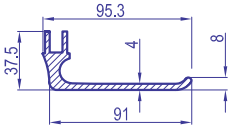
See.No.		Dimension in mm.					Weight Range Gm/3.66m
Unit-I	Unit-II	A	B	C	D	E	
	B4802	141.20	27.50	102.50	28.80	3.90	9000-9300
	B4819	142.50	26.50	103.50	29.45	3.60	8300-8800
	B4820	165.00	28.70	127.10	30.25	3.50	9500-9900
	B4803	165.00	28.70	127.10	30.50	3.90	10500-11000
	B4809	189.00	27.50	150.30	28.80	4.00	11000-11800

Special Handle



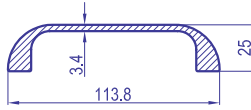
See.No.		Dimension in mm.					Weight Range Gm/3.66m
Unit-I	Unit-II	A	B	C	D	E	
	A7325	150.00	113.00	23.00	18.00	4.20	8580-9225
	A7326	125.00	88.00	23.00	18.00	4.20	7570-8135

Handle (Miscellaneous)



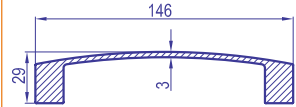
A7925 6515-6840

Door Handle



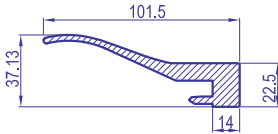
A7778 7135-7635

Door Handle



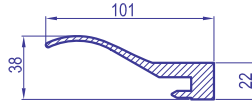
A7950 10815-11680

Window Handle



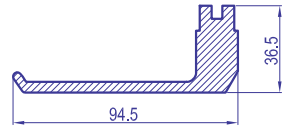
B4713 8254-8914

Window Handle



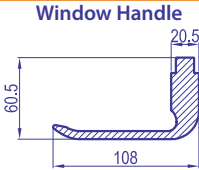
A7725 7800-8300

Door Handle



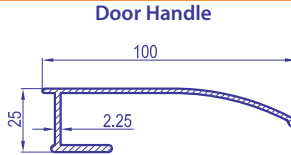
A7736 9000-9400

Window Handle



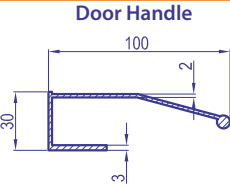
B3816 15350-16578

Window Handle




A4045 3000-3200

Door Handle



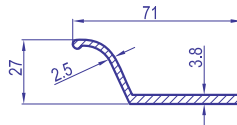
B5140 3615-3980

Door Handle



B7969 6310-6940

Door Handle

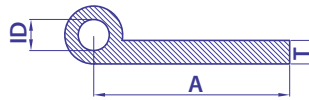


A7713 2800-2950

Window Handle

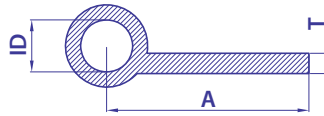


Sec.No.		Dimension in mm.			Weight Range Gm/3.66m
Unit-I	Unit-II	A	ID	T	
4759		86.50	10.80	2.20	2500-2700
4758A		90.00	12.50	2.66	4000-4500
	B9516	91.70	11.80	2.00	2800-3100
	B9541	92.00	12.00	2.50	3300-3500
	B9925	92.00	12.70	2.75	3950-4150
	B9858	92.00	12.50	3.05	4300-4500
	B9935	92.00	12.90	3.30	4400-4700
4758		92.00	13.50	3.20	4400-4700
4757		101.50	13.00	3.60	4300-4800
4774	B9855	113.00	15.75	3.85	6500-6800
	B9543	115.00	15.00	2.35	4000-4200
	B9857	115.25	15.00	2.70	4500-4800
	B9682	115.25	15.75	3.40	5900-6200
4760A	B9871	115.25	15.50	3.40	5900-6200
	B9851	116.05	16.30	3.75	6885-7575
4773		117.00	15.00	3.25	5500-5900
	B9926	117.00	16.20	3.50	6500-6700
4755	B9853	117.00	16.20	3.60	6700-7200
4760		117.00	15.75	4.00	6700-7200
4756		117.00	16.00	2.98	5250-5600
4754	B9856	117.00	16.20	3.75	6900-7200
	B9300	122.15	16.30	4.00	7450-8045



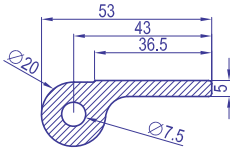
Sec.No.		Dimension in mm.			Weight Range Gm/3.66m
Unit-I	Unit-II	A	ID	T	
4762		22.00	3.50	2.65	750-800
4761		22.00	3.50	2.80	700-750
4761B		21.75	3.50	1.56	600-650
4761A	B9800	25.00	3.50	1.85	650-700
4763A		31.75	5.50	1.85	975-1075
4763B		31.75	5.50	1.90	900-975
4764		31.75	5.50	2.65	1200-1300
4763	B9544	31.75	5.50	2.35	1100-1200
4771		31.75	5.50	2.90	1400-1500
4765		31.75	5.50	2.95	1300-1400
4766		31.75	5.50	3.92	1700-1800
4770		31.75	5.50	4.10	1900-2000
	B9824	31.75	5.00	3.00	1555-1710
	B9895	31.50	4.00	3.20	1660-1825
	B9313	31.50	5.20	4.00	1925-2120
	B9865	31.50	5.55	4.00	1795-1975

Special Hinge

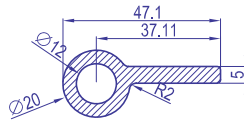


Sec.No.		Dimension in mm.			Weight Range Gm/3.66m
Unit-I	Unit-II	A	ID	T	
4772		25.475	6.55	2.55	1025-1100
	A4768	38.30	6.90	2.75	1700-1900
4769		38.50	6.75	3.22	2000-2100

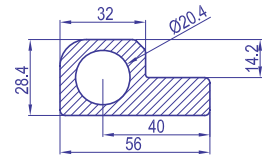
<p>B9859 1445-1630</p>	<p>B9366 1739-1912</p>	<p>B9877 2023-2226</p>
<p>B9878 2520-2770</p>	<p>B7278 1045-1150</p>	<p>7011 1895-2050</p>
<p>8319 590-620</p>	<p>8320 985-1035</p>	<p>7223 3000-3240</p>



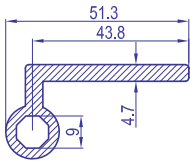
A7286 4630-5095



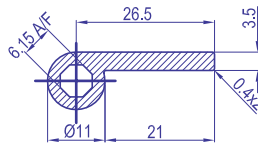
7287 3355-3690



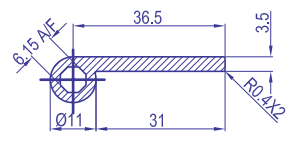
7311 2200-2390



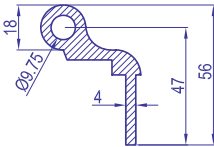
A7224 3535-3835



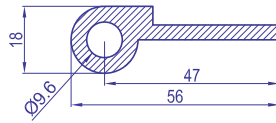
7368 1350-1530



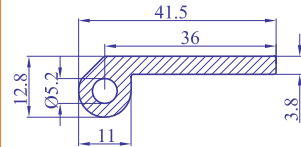
A7367 1675-1900



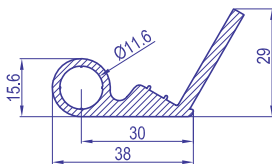
7762 4870-5070



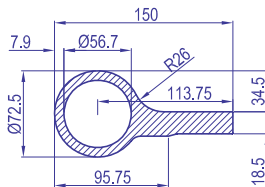
7763 3670-3870



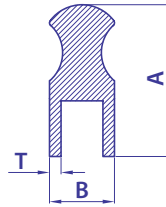
7131 2053-2196



7010 2900-3330

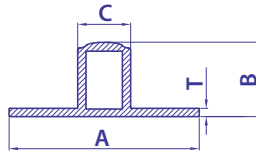


B9947 31220-32320



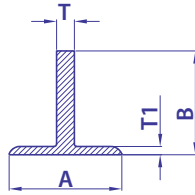
Sec.No.		Dimension in mm.			Weight Range Gm/3.66m
Unit-I	Unit-II	A	B	T	
4779		41.00	14.00	2.15	3050-3200
4776		42.00	18.00	3.20	4000-4200
	B6538	43.50	16.70	3.50	4500-4600
	A4781	44.50	16.50	3.50	4500-4700

Hollow Latch



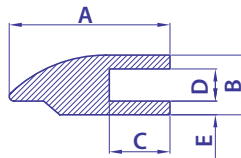
Sec.No.		Dimension in mm.				Weight Range Gm/3.66m
Unit-I	Unit-II	A	B	C	T	
4777		56.40	15.70	15.90	3.20	3100-3300
4780A		54.50	19.46	15.90	1.90	1800-2000
4777A		57.50	23.30	17.50	2.50	2700-2800
4778		57.50	23.50	17.30	3.00	3150-3300
	B9854	57.50	23.40	17.50	3.00	3100-3200

Latch Section

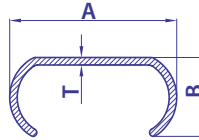


Sec.No.		Dimension in mm.				Weight Range Gm/3.66m
Unit-I	Unit-II	A	B	T	T1	
4782A		37.20	37.20	6.60	3.35	3400-3600
	B3213	37.50	34.90	5.85	2.90	2900-3000
4784		38.00	35.00	6.00	2.82	2900-3100
4782	B3109	38.00	35.00	6.50	3.35	3200-3400
4787		41.00	39.50	7.10	4.00	4000-4300
4795	B3106	41.50	41.50	6.90	3.85	4100-4300
4789		41.50	41.50	7.70	4.05	4500-4600
	B3115	42.00	39.40	5.55	3.35	3300-3400
4788	B3101	42.00	39.50	6.40	3.65	3700-3900
4796	B3107	42.00	40.00	7.80	4.00	4400-4600
4790		42.00	42.00	7.50	4.50	4634-5000
4783		42.00	42.00	7.80	3.35	4350-4500
4786		42.50	42.50	8.10	4.25	4800-5000

Chimta Section

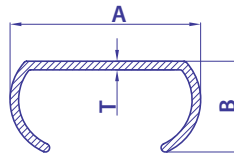


Sec.No.		Dimension in mm.					Weight Range Gm/3.66m
Unit-I	Unit-II	A	A	B	C	T	
7795		28.00	12.00	11.00	6.80	2.60	1600-1700
4801A		33.50	12.60	13.20	7.00	2.80	2500-2600
	B7769	35.00	12.70	13.50	7.00	2.85	2650-2750
4801	B7770	35.00	13.00	13.20	7.00	3.00	2750-2950



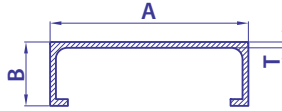
Sec.No.		Dimension in mm.			Weight Range Gm/3.66m
Unit-I	Unit-II	A	B	T	
4982A		66.68	31.75	1.12	1400-1500
	B7012	66.68	31.75	1.12	1400-1600
4979		66.00	31.75	1.20	1550-1800
4982		66.68	31.75	1.28	1600-1800
	B4703	66.50	31.00	1.50	1903-2093
4980	B7629	66.68	31.75	1.87	2300-2500
4977		66.68	31.75	2.25	2700-2900
4975		66.68	31.75	2.50	3000-3250
	B7361	66.68	31.75	2.50	3170-3490
4981		66.68	31.75	2.74	3300-3500
4976		66.68	31.75	3.20	3750-4000
	B7046	66.68	31.75	3.18	3830-4210
	B7357	66.68	31.75	3.20	3855-4245
M4124		66.68	31.75	3.18	3972-4250
M4125		66.68	31.75	4.00	4500-4680

Ladder Section



Sec.No.		Dimension in mm.			Weight Range Gm/3.66m
Unit-I	Unit-II	A	B	T	
	B7004	66.68	31.75	2.00	2475-2725
4100		66.68	31.50	3.00	3460-3600
	B7380	66.68	31.75	3.00	3600-3960
	B7002	66.68	31.75	3.00	3750-4000
	B7003	66.68	31.75	4.00	4850-5100

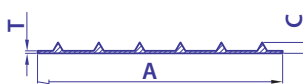
Ladder Section



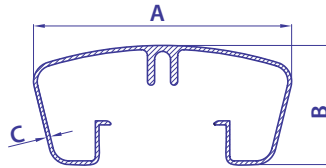
Sec.No.		Dimension in mm.			Weight Range Gm/3.66m
Unit-I	Unit-II	A	B	T	
7822		88.90	28.60	2.60	4100-4400
7822A		88.90	28.60	2.20	3420-3600

	<p>Ladder Sec.(Rect)</p>	<p>Half Ladder Sec.</p>
<p>B7972 2595-2855</p>	<p>B9323 2600-2860</p>	<p>B7978 1850-2035</p>

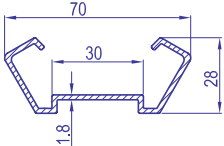

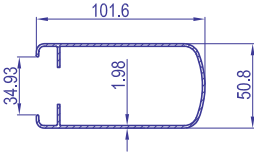
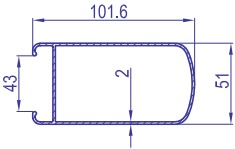
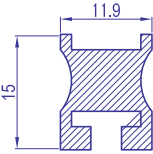
Foot Board



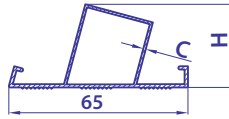
Sec.No.		Dimension in mm.			Weight Range Gm/3.66m
Unit-I	Unit-II	A	C	T	
4085		72.00	3.20	0.70	675-750
4086		60.00	2.50	0.70	425-475



Sec.No.		Dimension in mm.			Weight Range Gm/3.66m
Unit-I	Unit-II	A	B	C	
4003		50.00	31.75	1.10	2000-2100
4008		65.00	31.75	0.93	1800-2000
4001		65.00	31.75	1.18	2200-2300
4002		65.00	31.75	1.41	2550-2750
M4103	B5118	70.00	30.00	2.00	4100-4300

 <p>B5120 3520-3875</p>	 <p>B5127 2590-2850</p>	 <p>B5119 3755-4130</p>
 <p>B5114 5335-5865</p>	 <p>B9301 5720-6293</p>	 <p>B5617 815-895</p>

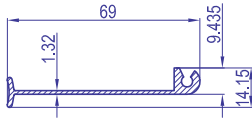
Paddle Section




Sec.No.		Dimension in mm.		Weight Range Gm/3.66m
Unit-I	Unit-II	H	C	
7742A		29.90	0.80	1400-1500
7742		30.00	1.00	1700-1850
7772		30.00	1.10	1850-1950

B7005 2070-2395	B9842 4455-4900	B9333 2890-3180
B8614 1907-2098	B9970 2735-3010	B9984 2585-2840
B8522 2140-2350		

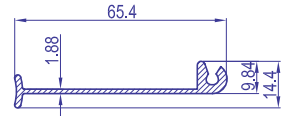
Miscellaneous Hardware Section



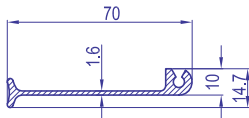
A7918
B7506 1450-1550



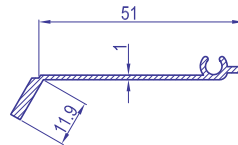
A7714 1660-1800



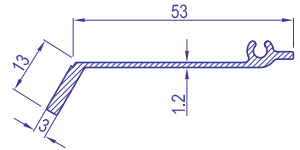
B4287 1850-2040



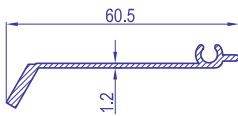
B6610 1810-1990



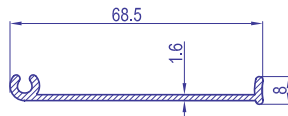
B4289 975-1070



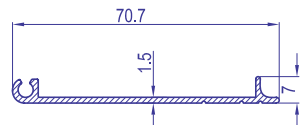
B6612 1210-1330




7741 1120-1200



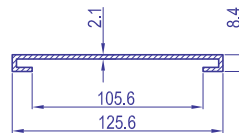
A7779 1400-1550



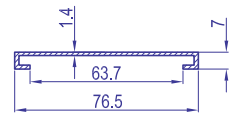
A7949 1249-1374



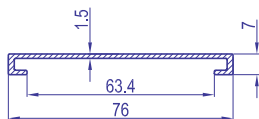
B6525 1850-2035



B6526 3195-3515

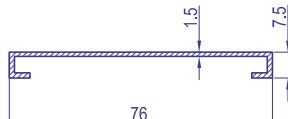


B2152 1400-1540



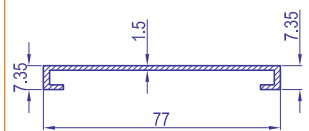
B6611 1460-1610

Spl. Channel



7902 1300-1400

Spl. Channel

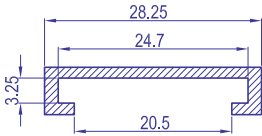


A7740 1500-1650

Miscellaneous Hardware Section

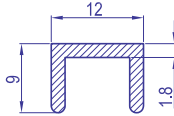


Spl. Channel



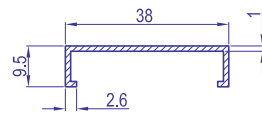
7984 620-670

Window Frame



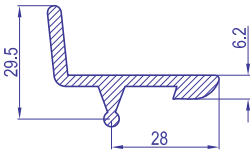
A7717 460-500

Spl. Channel



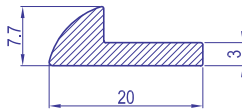
A7712 675-725

Window Lock



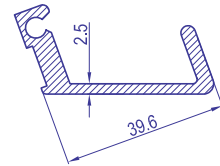
7003 2545-2750

Window Clip



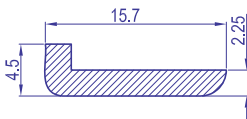
7004 780-840

Window Lock



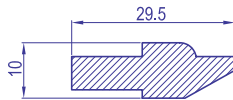
7005 2470-2670

Window Frame



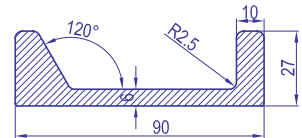
7718 380-425

Window Frame



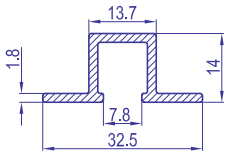
7715 2000-2100

Arch. Hardware Sec.



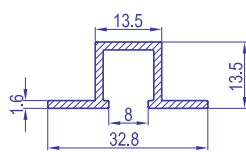
7101 10285-12085

Window Section



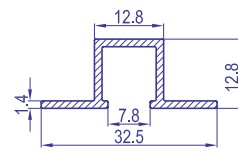
B2602 1050-1160

Window Section



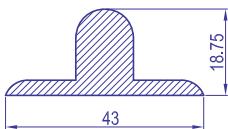
A7797 950-1025

Window Section



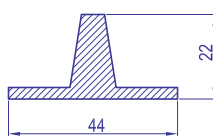
A7783 800-880

Window Frame



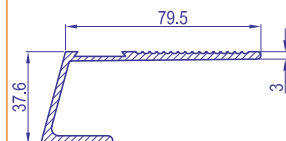
7716 3040-3200

Window Handle



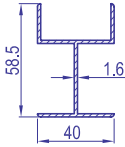
A7723 3000-3300

Window Section



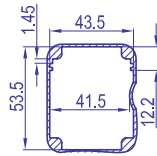
7846 3850-4150

Window Section



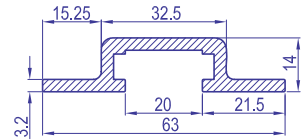
A7743 2425-2550

Window Section



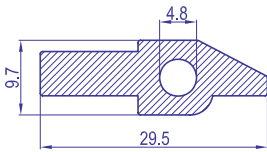
7037 3520-4090

Channel



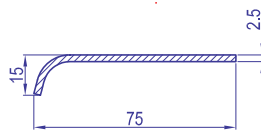
7083 2905-3190

Hollow Fork



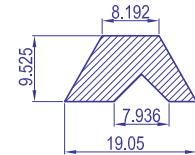
A7886 1750-1850

Moulding



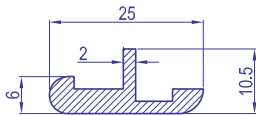
7860 2015-2215

Nipha Section



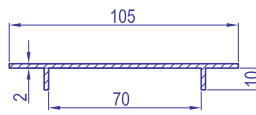
7542 1150-1250

Light Fitting



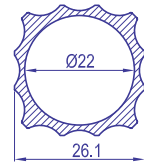
7808 1010-1200

Filter Cashing



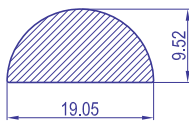
7809 2472-2652

Fluted Tube (Square)



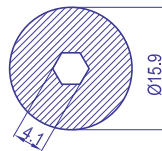
7854 1742-1916

Half Round Bar



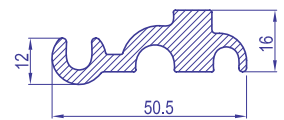
7847 1405-1545

Hex. Hole Tube



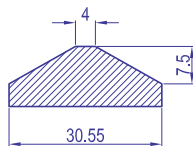
7085 1820-2000

Body Section



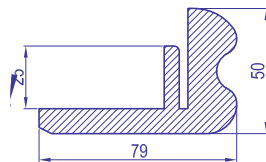
7600 3850-4100

Triangular Section



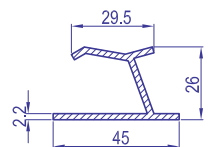
7721 2638-2770

Radius Section



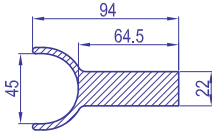
7722 15100-15730

Deluxe Handle



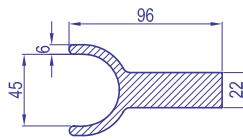
4059 2100-2250

Bracket Section



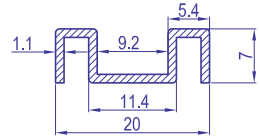
7528A 17000-17500

Bracket Section



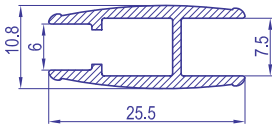
75288 19400-20000

Binary Guide



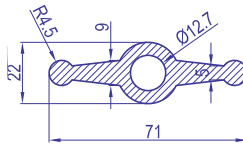
7038 475-520

Binary



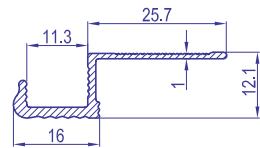
7045 823-915

Fly Nut



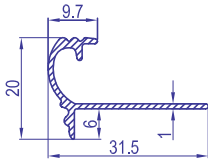
7613 5700-6000

"Z" Section



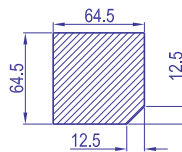
7022 740-840

"U" Section



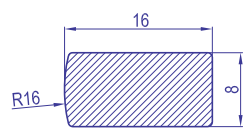
7023 640-700

Angle Square Bar



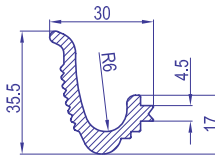
7141 40529-40980

Spl. Flat Bar



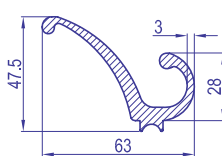
7142 1250-1300

Hook Section



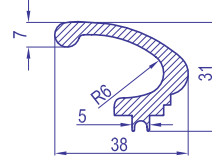
7769 2500-2700

Hook Section



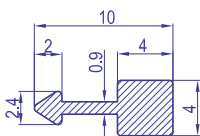
7891 5000-5400

Hook Section



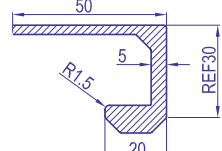
7892 3072-3318

Hook Section



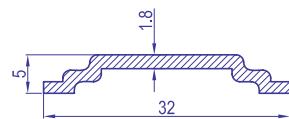
7198 201-249

Hook Section



7094 4245-4670

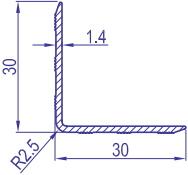
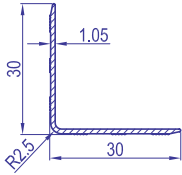
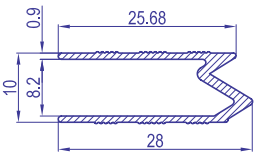
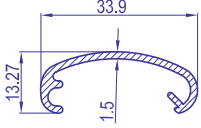
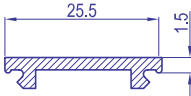
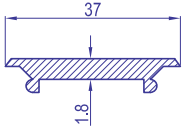
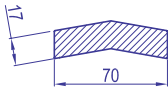
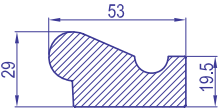
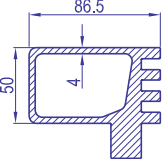
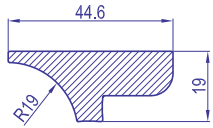
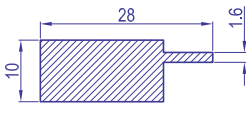
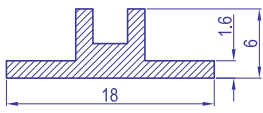
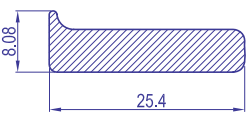
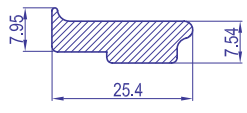
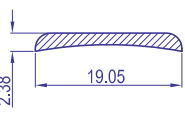
Hook Frame



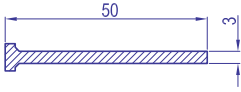
7893 625-675

Miscellaneous Hardware Section

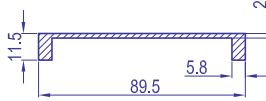


 <p>B4355 800-900</p>	 <p>B4356 600-700</p>	 <p>B4357 650-750</p>
<p>Photo Frame</p>  <p>B6587 875-963</p>	<p>Jute Machinery</p>  <p>B7773 385-425</p>	 <p>B5126 830-915</p>
<p>Reskue Kit</p>  <p>B6640 11940-12895</p>	<p>Reskue Kit</p>  <p>B6641 10345-11172</p>	<p>Reskue Kit</p>  <p>B8725 19610-20980</p>
<p>Reskue Kit</p>  <p>B6639 1405-1545</p>	 <p>B7767 1935-2130</p>	 <p>B7768 455-500</p>
<p>Moulding misc</p>  <p>B7036 1330-1465</p>	<p>Moulding misc</p>  <p>B7037 1570-1730</p>	<p>Belt mouldig</p>  <p>B5602 337-370</p>

Miscellaneous Hardware Section



B5586 1490-1640

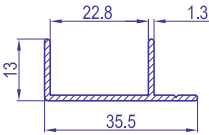


B3394 2855-3140



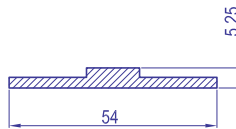
B7859 10540-11380

F-Sec.



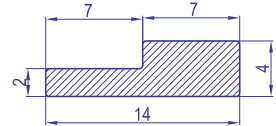
B4255 780-860

Step Flat



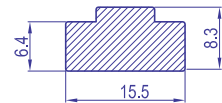
A7724 2160-2370

Step Flat



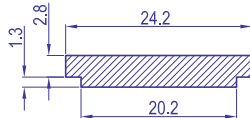
7182 415-450

Step Flat



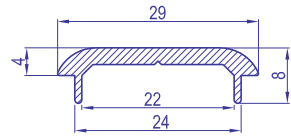
7920
B3858 1125-1200

Step Flat

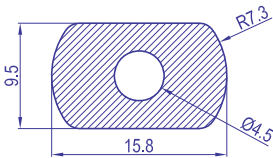


A7983 925-1000

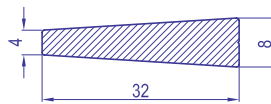
Lock Cover Section



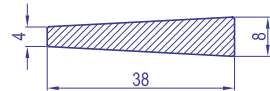
7079 785-865



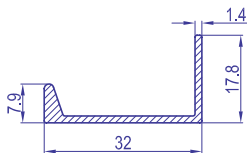
7324
B9732 1218-1340



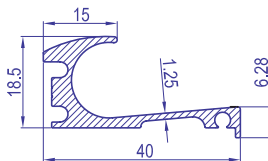
B3801 1895-1995



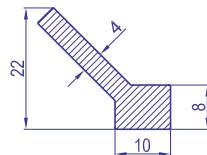
B3802 2250-3250



B3803 845-945

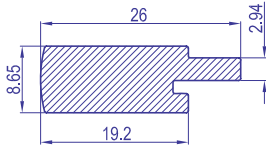


B3804 1555-1700

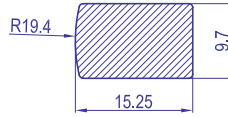


B3805 1533-1625

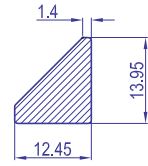
Miscellaneous Hardware Section



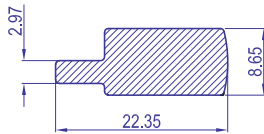
B3807 1800-1900



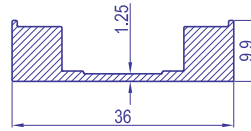
B6600 1440-1640



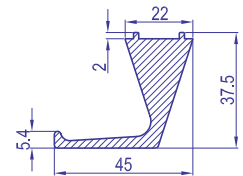
B7906 1210-1310



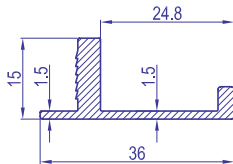
B7907 1530-1650



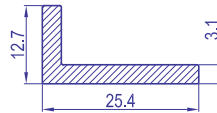
B3808 1716-1826



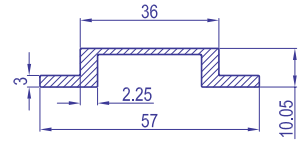
B3812 5000-5200



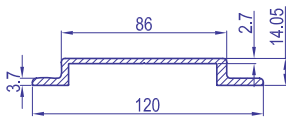
B3813 1225-1335



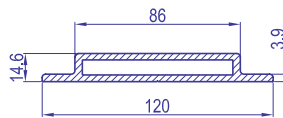
B3809 1070-1150



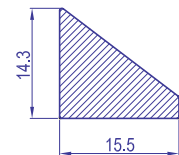
B3810 1936-2089



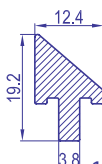
B3811 4527-4808



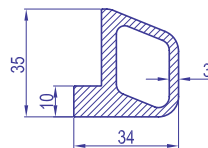
B9501 7535-8050



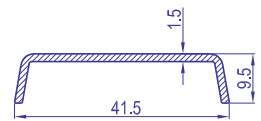
B3814 1330-1430



B3815 1150-1225

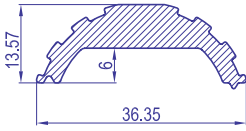


B9502 4681-5078

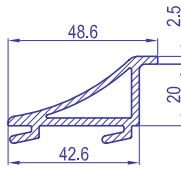


B3818 800-900

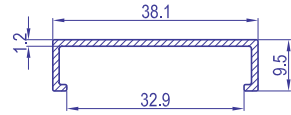
Miscellaneous Hardware Section



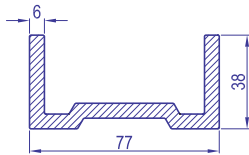
B4218 2040-2140



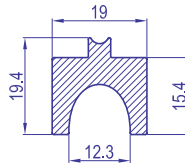
B9505 2940-3240



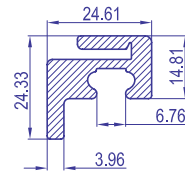
B4608 675-725



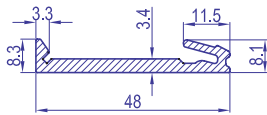
B4747 8510-9010



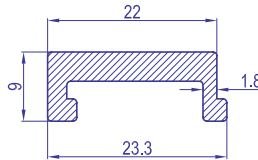
B3817 2050-2160



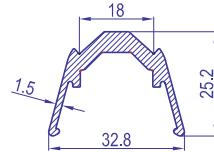
B7607 2560-2770



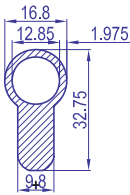
B4217 1845-2015



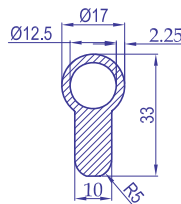
B3821 1115-1190



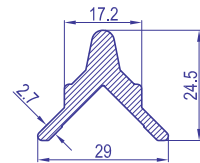
B3819 1800-1950



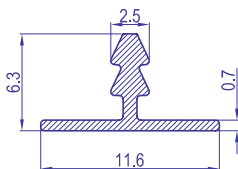
B9725 2365-2550



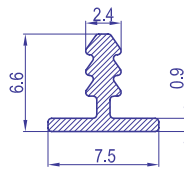
B9898 2520-2700



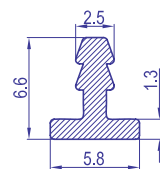
B3820 1960-2035



B3825 165-200

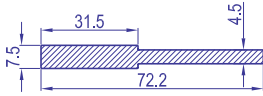


B3827 158-188

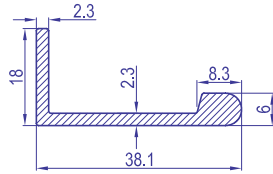


B3826 170-195

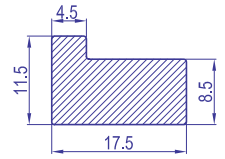
Miscellaneous Hardware Section



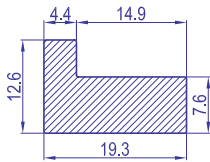
B3850 4070-4300



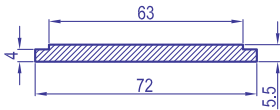
B3846 1440-1570



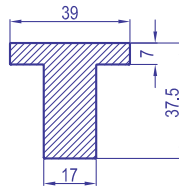
B3847 1585-166



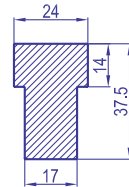
B3848 1650-1725



A7754 3780-4000

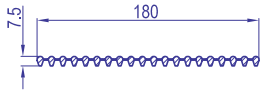


B3217 7750-7900




B3218 7200-7320

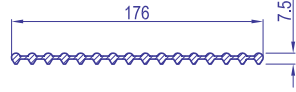
Grill Section



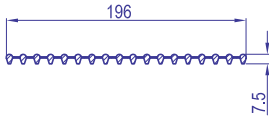
B7819 8356-8941



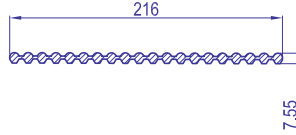
B7820 9201-9845



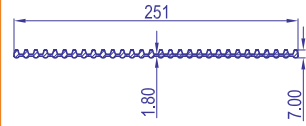
B7749 8023-8584



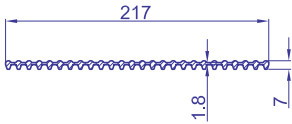
B7748 8923-9548



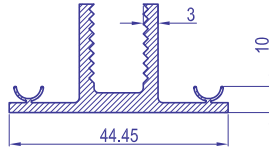
B7613 10061-10766



B7682 9000-9635

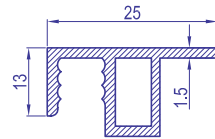


B7700 8205-8780



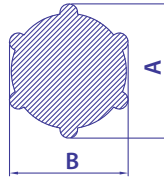
B7813 3159-3474

Glazing Bar



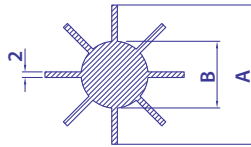
B9948 893-982

Cap Nuts

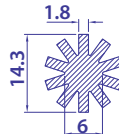


Sec.No.		Dimension in mm.		Weight Range Gm/3.66m
Unit-I	Unit-II	A	B	
7135		9.10	8.00	417-509
7137		13.50	12.00	1032-1160
7136		15.80	14.00	1428-1574
7133		19.00	17.00	2160-2343
7134		21.50	19.00	2730-2930

Star Section

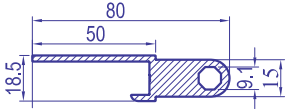


Sec.No.		Dimension in mm.		Weight Range Gm/3.66m
Unit-I	Unit-II	A	B	
	B7633	52.75	24.20	6914-7605
	B7497	53.00	24.50	1032-1160



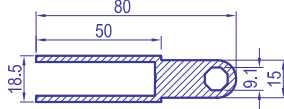
B7646

875-962



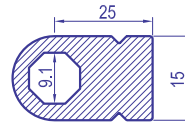
7054

5325-5870



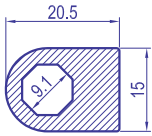
A7057

6335-6965



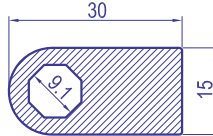
A7176

2850-2960



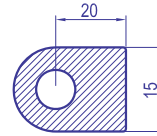
7344

1980-2261



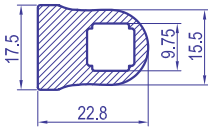
7055

4930-5280



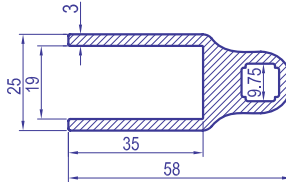
A7177

2380-2510



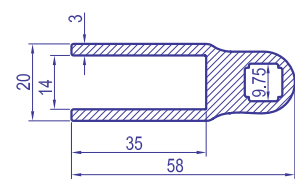
7149

2452-2560



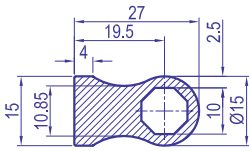
A7099

4875-5350



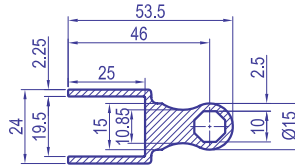
A7100

4655-5120



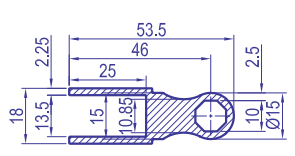
B9518

2617 - 2765



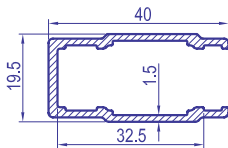
B9517

4200 - 4450



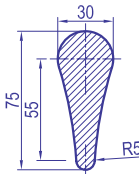
89521

4060 - 4280



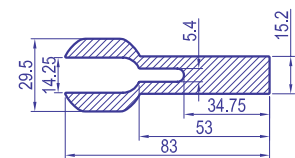
7154

1665-1860



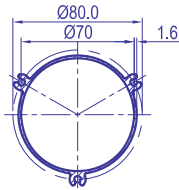
B3855

13908-14225

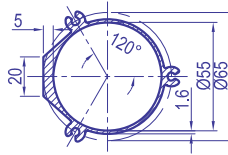


82222

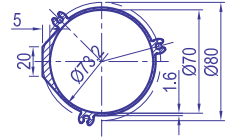
10800 - 11270



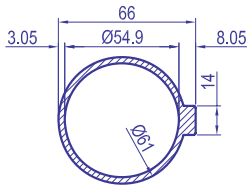
B9522 4830 - 5475



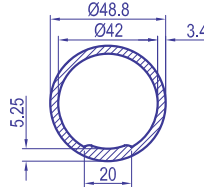
B9523 5330 - 5860



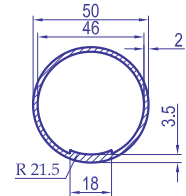
B9524 6060 - 6710



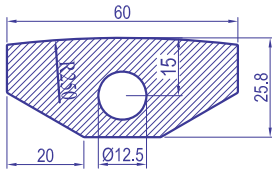
B9525 6000-6500



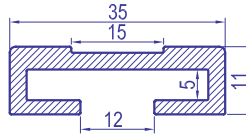
B9526 5131 - 5552



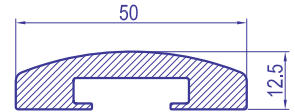
B9627 3450-3600



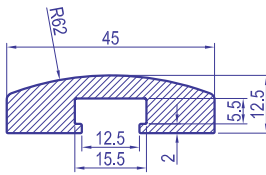
B9512 11345-11645



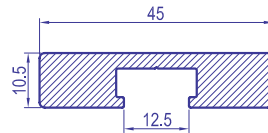
7058 1900-2000



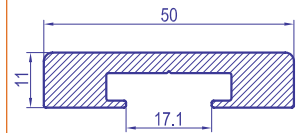
A7231 3780-4160



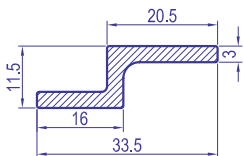
B7511 3800 - 4050



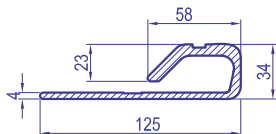
B7507 3570



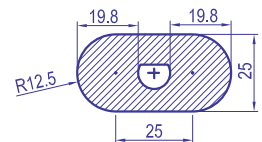
B3859 3825-4205



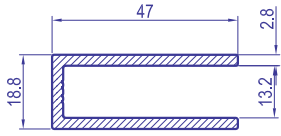
63407 1220-1330



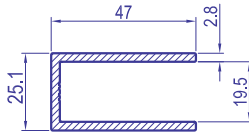
A7067 10150-10860



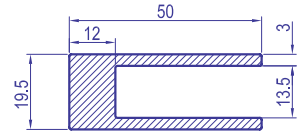
7228 10340-11165



A7370 2835-3185



B2219 3015-3360

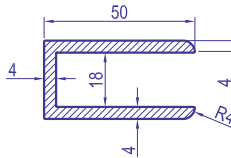


87508 4455-4770

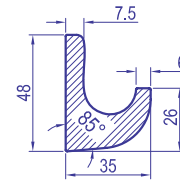
Spl. 'U' Channel



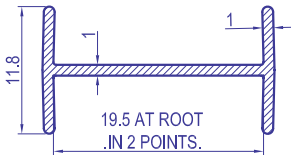
7361 4250-4765



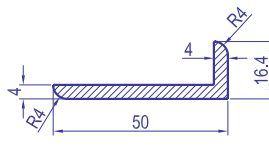
7327 4500-4650



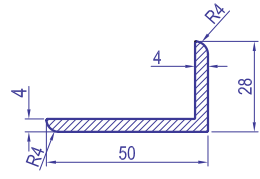
7369 7204-7850



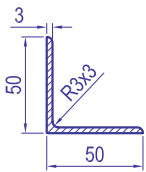
A7147 425-500



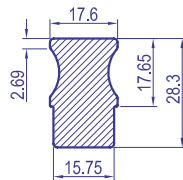
7362 2280-2560



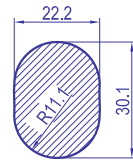
7328 2850-3050



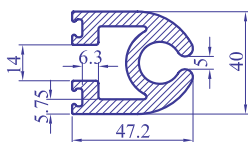
B1715 2763 - 3130



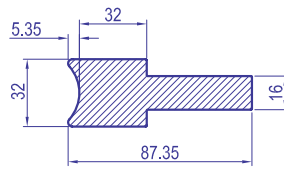
7284 4305-4650



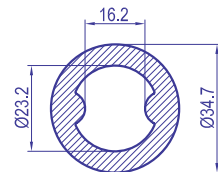
7285 5565-5980



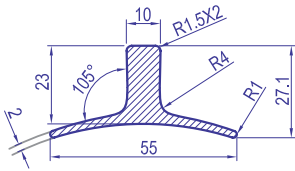
7300 8850-9510



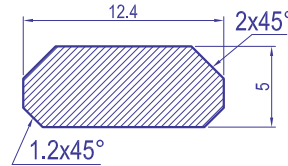
7335 18735 -20200



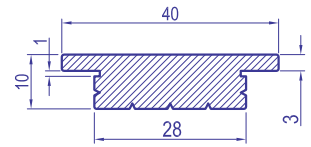
7336 5275-5878



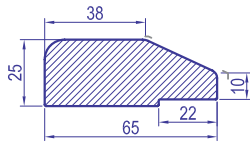
7301 3395-3565



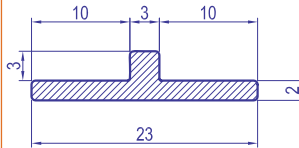
7302 560-615



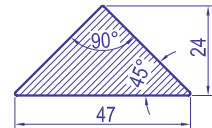
7322 3111-3360



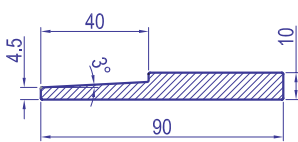
7353 13030-14680



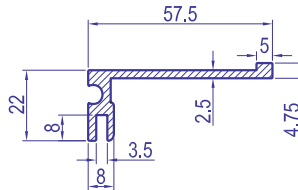
7364 540-650



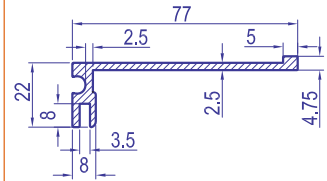
7402 5495-6010



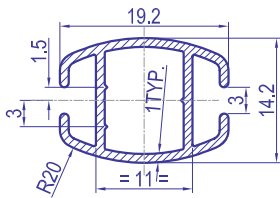
7389 6775-7425



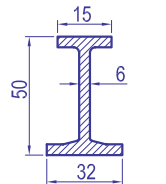
7401 2364-2715



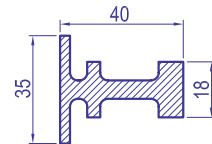
7422 2820-3300



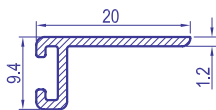
7423 658-884



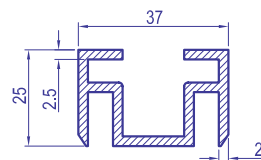
B2850 15969-6566



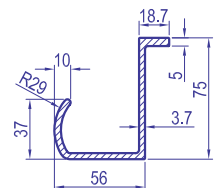
B3307 4842-5326



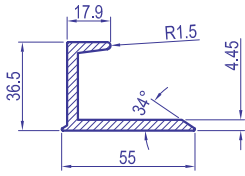
B6592 393-432



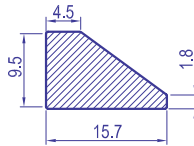
86503 2540-2794



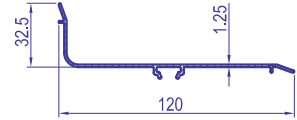
A7378 6255-7100



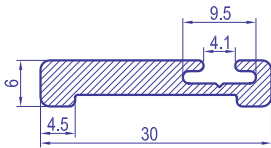
A7379 3935-4220



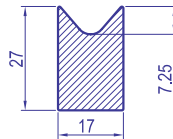
7086 1075-1180



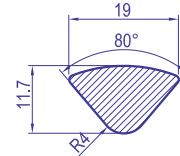
7128 1825-2325



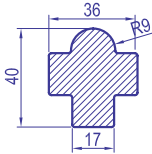
7065 1265-1390



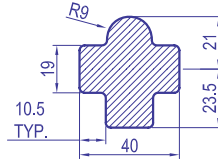
7092 3845-4155



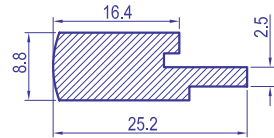
7093 1390-1530



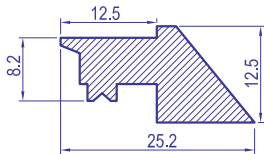
B7033 9662-10625



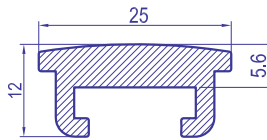
7386 11235-12280



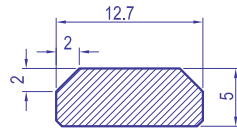
7060 1607-1765



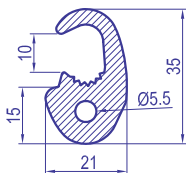
7061 1640-1800



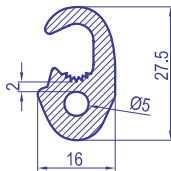
7931 1575-1700



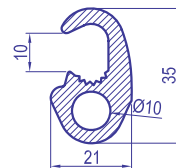
7039 585-645



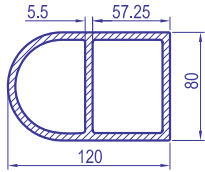
7034 3715-4000



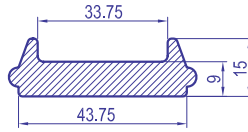
7035 2255-2480



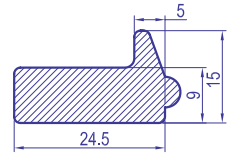
7044 3125-3440



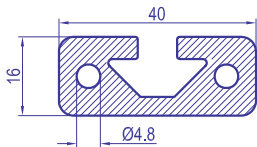
7002 22595-24400



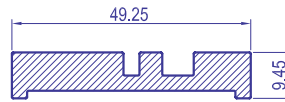
7922 4532-4900



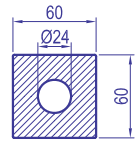
7923 2512-2712



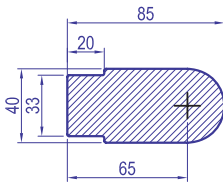
A7850 4440-4750



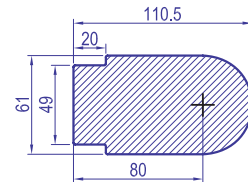
7887 3480-3760



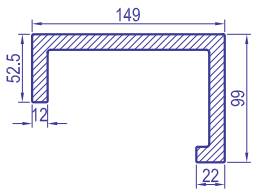
89506 30800-31600



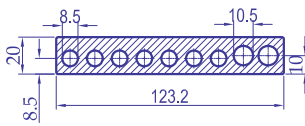
B7049 30300-31100



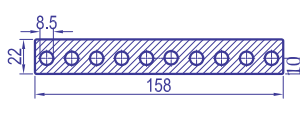
87050 30300-31100



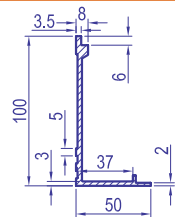
B7051 33650-34870



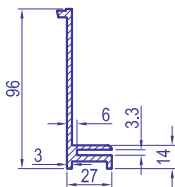
B8616 18438-19368



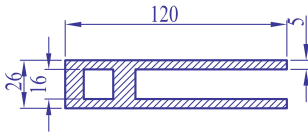
B8615 28425-29505



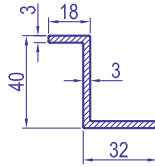
87040 4769-5157



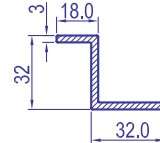
87041 4728-5102



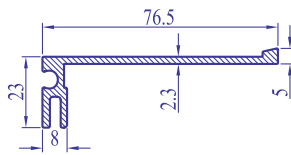
7644 14570-16102



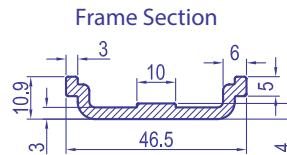
7241 2488-2735



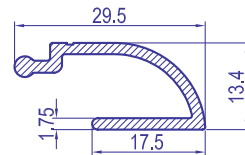
7242 2250-2475



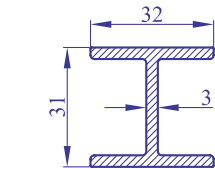
7676 2671-3100



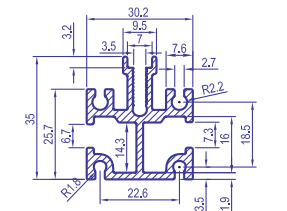
7359 1765-2030



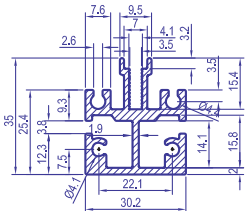
7290 960-1055



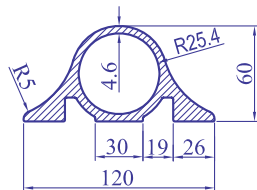
4997 2460-2815



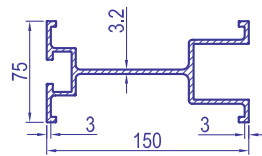
7288 3130-3440



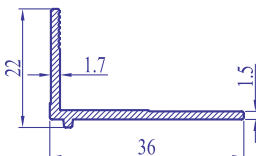
7289 3550-3905



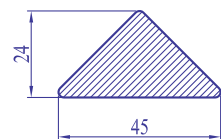
A7132 16930-17476



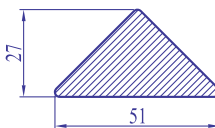
B7908 11405-12885



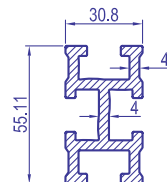
7698 855-945



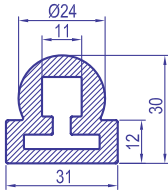
7678 5635-6070



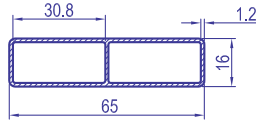
7679 7106-7665



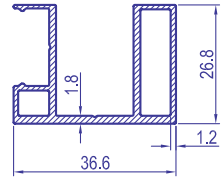
7668 6280-6940



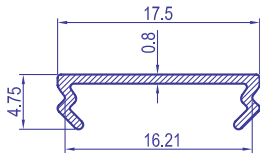
7651 4900-5200



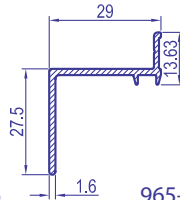
7662 1893-2223



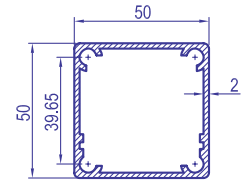
7663 1910-2185



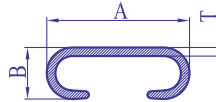
7664 206-260



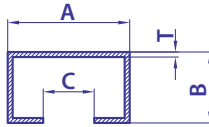
7666 965-1135



8825 4304-4703



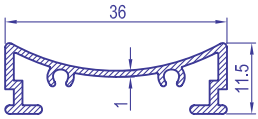
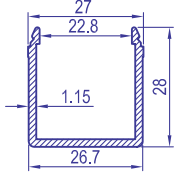
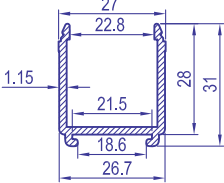
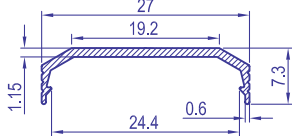
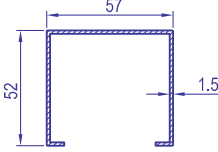
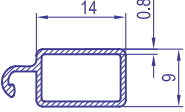
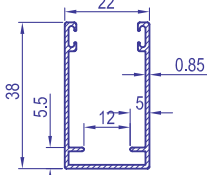
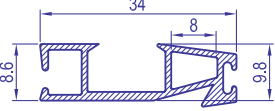
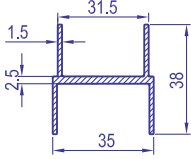
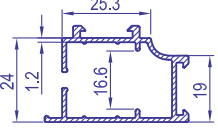
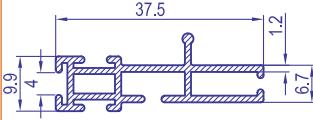
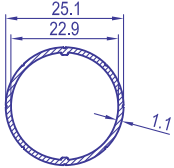
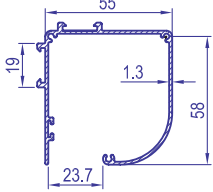
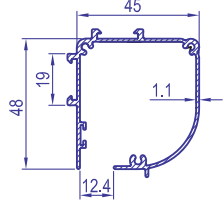
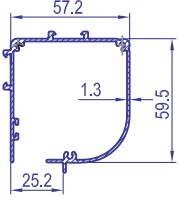
Sec.No.		Dimension in mm.			Weight Range Gm/3.66m
Unit-I	Unit-II	A	B	T	
7648		166.00	60.00	10.00	27710-30627
7686		132.00	48.00	8.00	17205-18815
7690		86.00	38.00	8.00	10525-11860



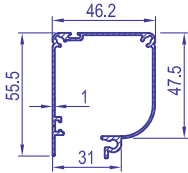
Sec.No.		Dimension in mm.				Weight Range Gm/3.66m
Unit-I	Unit-II	A	B	C	T	
	B2112	20.85	11.70	9.00	1.60	785-865
4089		21.00	11.00	8.00	1.02	525-575
4092		21.00	12.00	9.50	1.28	650-700
	A4099	21.10	12.00	9.50	2.00	975-1075
	A4091	21.50	12.50	9.00	0.88	475-525
	A4096	21.50	12.50	9.50	0.67	370-425
4097		21.50	13.00	9.50	0.92	480-525
4093		22.00	10.50	9.50	0.65	340-370
4094		22.00	12.00	9.50	1.75	950-1000
4095		38.00	38.00	14.00	1.45	2000-2200

Venetian, Vertical Blind & Drapery Rod

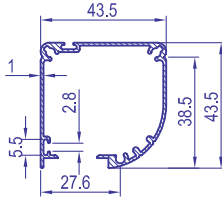


 <p>7739 900-1000</p>	 <p>7424 840-1045</p>	 <p>7425 920-1150</p>
 <p>7426 360-455</p>	 <p>7879 2530-2780</p>	 <p>7938 418-458</p>
 <p>7081 965-1150</p>	 <p>7084 1090-1274</p>	 <p>7248 1920-2075</p>
 <p>7262 1683-1850</p>	 <p>7261 1248-1372</p>	 <p>7260 827-910</p>
 <p>7263 2975-3270</p>	 <p>7264 2525-2775</p>	 <p>7282 3393-3730</p>

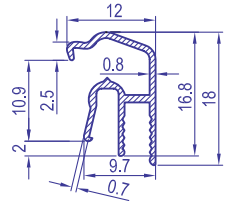
Venetian, Vertical Blind & Drapery Rod



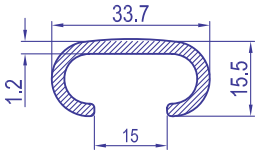
7192 2300-2460



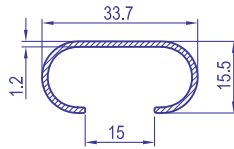
7082 1930-2120



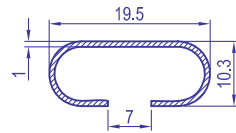
7427 385-600



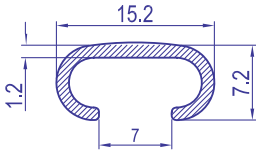
B7202 720-850



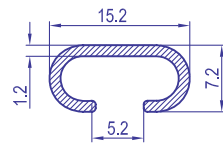
7259 596-787



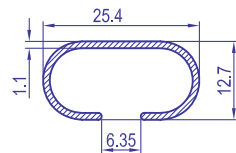
B7793 400-440



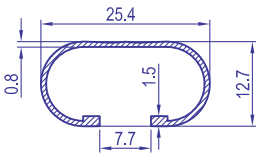
B7201 300-360



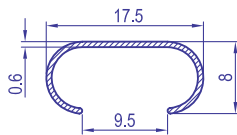
7258 270-351



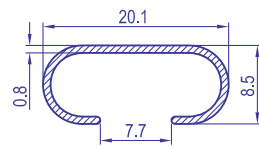
7768 610-677



4098 470-525

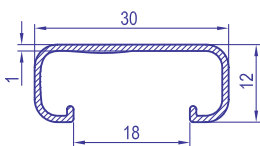


7428 184-260

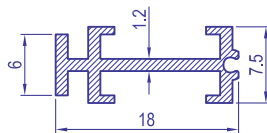


8044 311-384

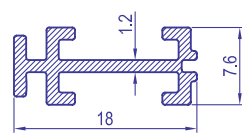
"C" Channel



7183 590-650



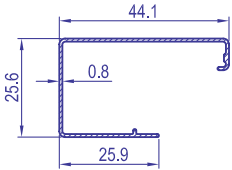
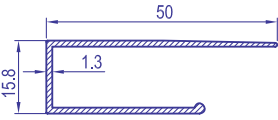
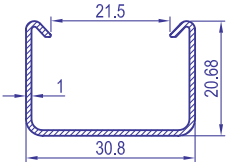
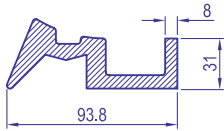
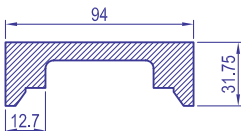
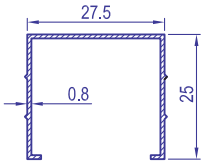
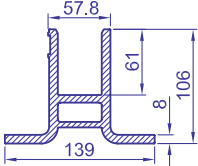
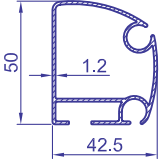
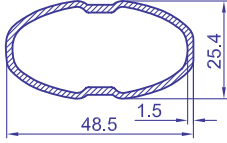
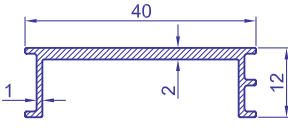
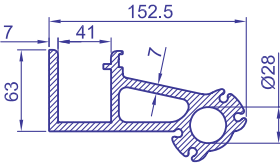
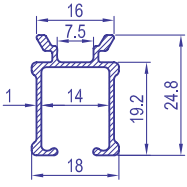
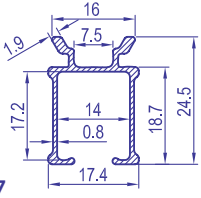
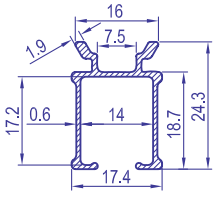
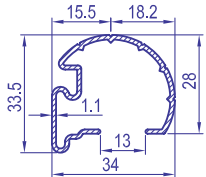
B7871 476-523

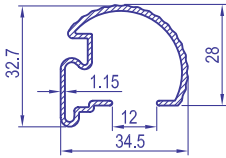


7832 B7200 490-550

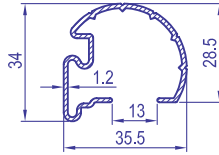
Venetian, Vertical Blind & Drapery Rod



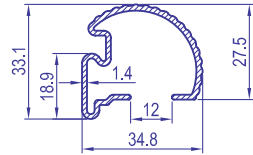
 <p>8045 820-1007</p>	 <p>8621 1208-1318</p>	 <p>B7794 728-801</p>
<p>Textile Mechnary</p>  <p>B7492 21715-23235</p>	<p>Textile Mechnary</p>  <p>B7902 12645-13910</p>	 <p>A3550 800-900</p>
 <p>B8707 27260-27980</p>	 <p>B8708 2625-2945</p>	 <p>B8709 2010-2250</p>
 <p>B3806 1010-1140</p>	 <p>B8617 31215-32110</p>	 <p>5998 B7600 900-1000</p>
 <p>5917 B7601 760-835</p>	 <p>5917A 640-680</p>	 <p>5008B 1220-1280</p>



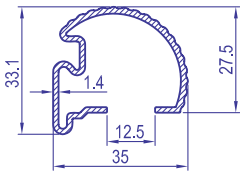
5008 1400-1500



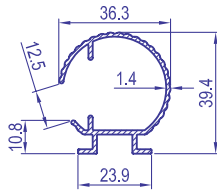
5008A 1450-1550



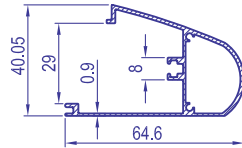
87565 1643-1808



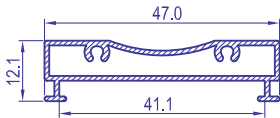
5122 1650-1815



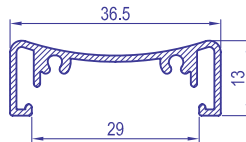
B7680 1621-1784



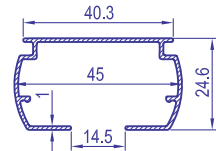
5136 2166-2340



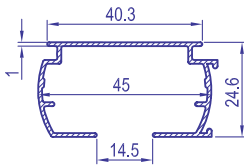
5163
B8633 1303-1435



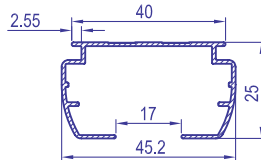
5133 1040-1120



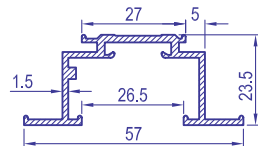
5101
B7603 1240-1320



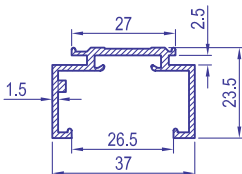
5997 1335-1470



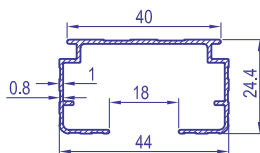
8043
B7604 1025-1175



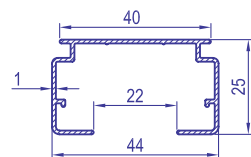
B7845 1907-2098



B7555 1607-1767

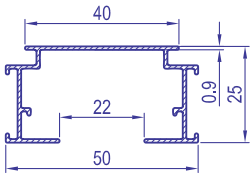


8042 1025-1175

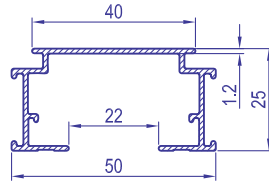


B7606 1138-1376

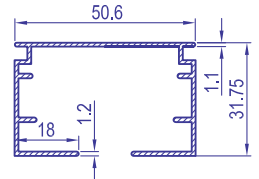
Venetian, Vertical Blind & Drapery Rod



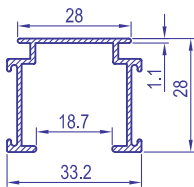
B7602 1240-1320



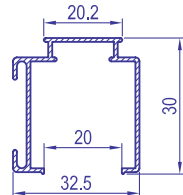
B7605 1450-1600



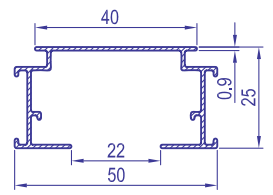
5874 1800-2000



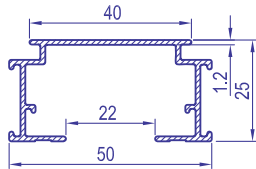
5009 1300-1400



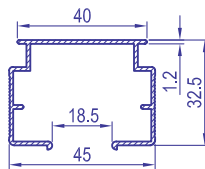
5135 1220-1320



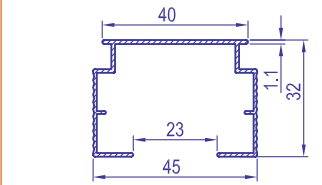
5996A 1585-1750



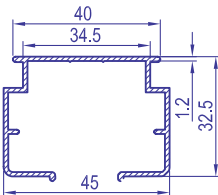
5996 1585-1750



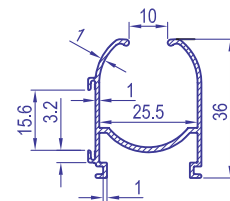
5874A 1600-1800



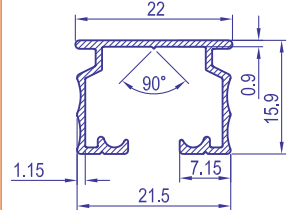
5971 1300-1400



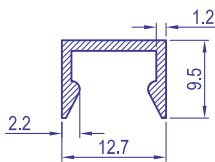
5151 1750-1925



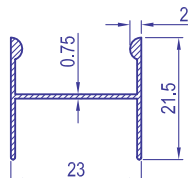
7388 1240-1555



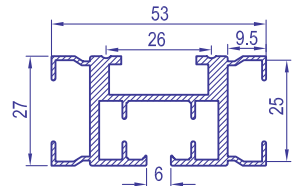
7387 615-790



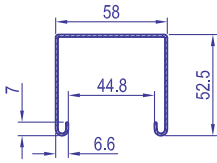
5115 380-420



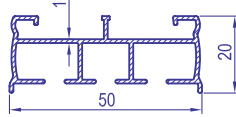
5118 542-642



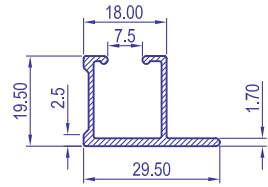
5153 475-525



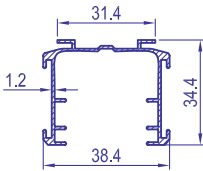
5154 2108-2320



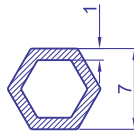
5158 1560-1810



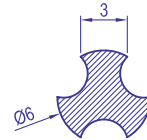
5152 1025-1125



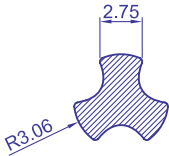
B7681 1651-1816



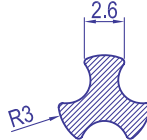
B8620 200-240



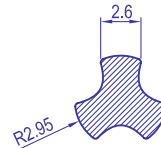
5876 200-240



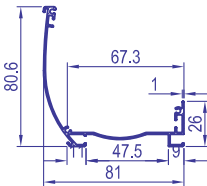
B5200 200-240



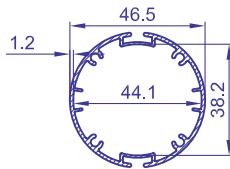
B5201 165-200



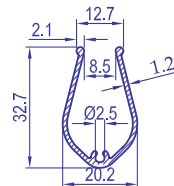
8046 183-201



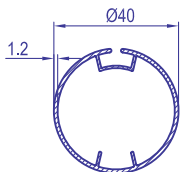
B2216 2300-2750



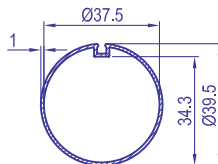
B8632 2190-2570



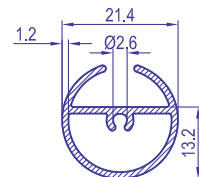
B2215 945-1125



B8710 1635-1850



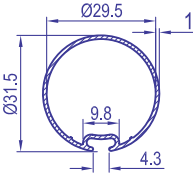
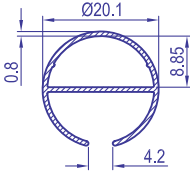
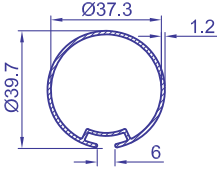
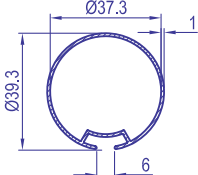
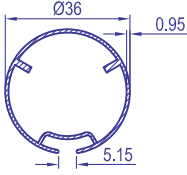
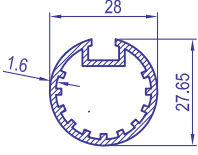
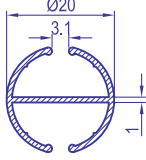
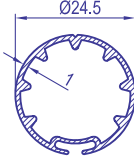
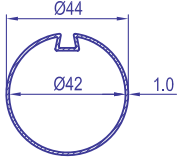
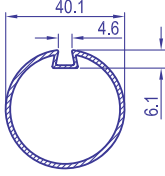
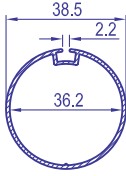
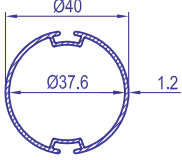
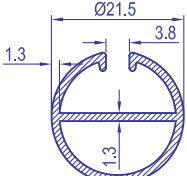
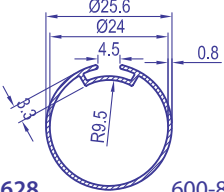
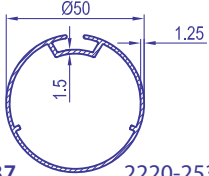
B8618 1435-1596



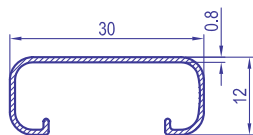
B8619 952-1117

Venetian, Vertical Blind & Drapery Rod



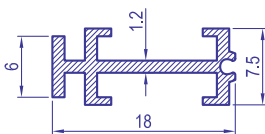
 <p>B8621 988-1197</p>	 <p>B8623 545-630</p>	 <p>B8741 1555-1805</p>
 <p>B8622 1266-1530</p>	 <p>5959 1250-1350</p>	 <p>5958 1850-2000</p>
 <p>5134 760-840</p>	 <p>5160 1007-1110</p>	 <p>5161 1460-1685</p>
 <p>5137 1885-2035</p>	 <p>5162 1424-1524</p>	 <p>5164 1610-1770</p>
 <p>5165 1040-1140</p>	 <p>B8628 600-800</p>	 <p>B8737 2220-2530</p>

Venetian & Vertical Blind, Drapery Rod, Textile Channel



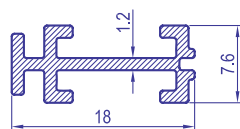
7687

480-540



B7871

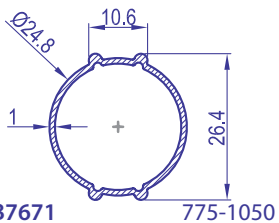
476-523



7832

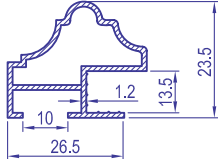
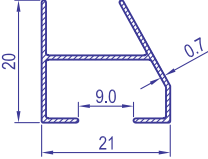
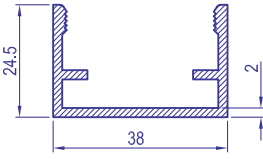
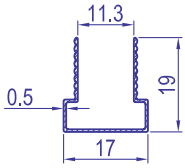
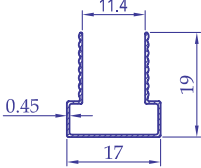
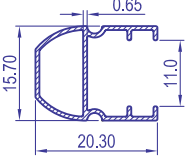
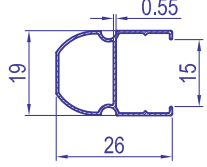
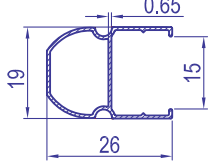
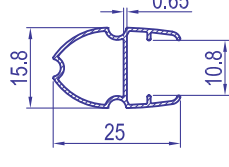
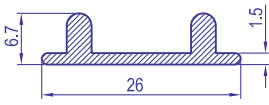
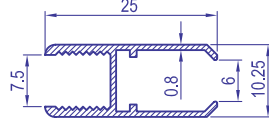
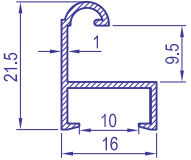
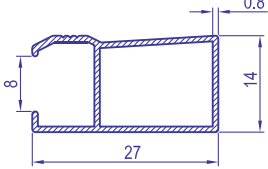
B7200

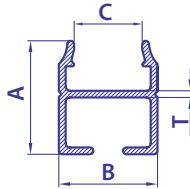
490-550



B7671

775-1050

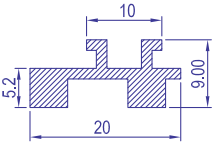
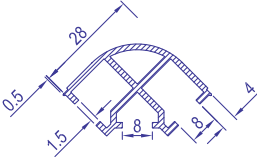
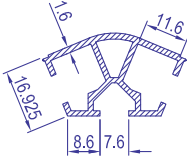
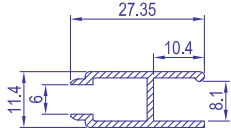
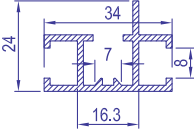
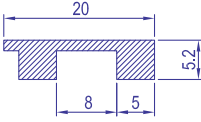
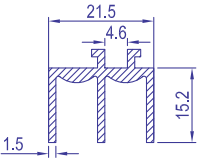
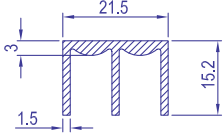
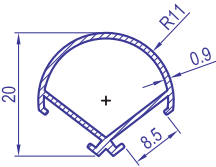
 <p>B8547 1138-1252</p>	 <p>B6335 400-500</p>	 <p>B6588 1941-2135</p>
 <p>B3112 300-325</p>	 <p>B3113 250-300</p>	 <p>B8744 475-575</p>
 <p>B8746 475-550</p>	 <p>B8739 550-675</p>	 <p>B8745 500-600</p>
 <p>7731 735-810</p>	 <p>7732 650-715</p>	 <p>A7733 600-670</p>
 <p>7734 730-830</p>		

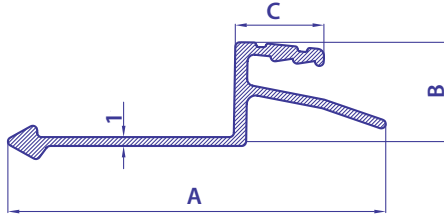


Sec.No.		Dimension in mm.				Weight Range Gm/3.66m
Unit-I	Unit-II	A	B	C	T	
	B6341	20.00	16.00	10.80	0.65	450-500
	B6340	20.00	17.20	12.80	0.70	500-550
6338A	B6334	20.00	16.60	12.00	0.80	550-600
	A6338	20.00	17.40	12.00	1.20	800-850

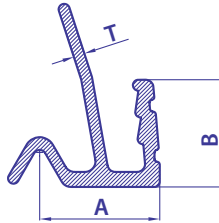
Showcase Section



 <p>Technical drawing of profile 7701 showing dimensions: 5.2, 10, 20, 9.00.</p>	 <p>Technical drawing of profile 7703 showing dimensions: 0.5, 28, 1.5, 8, 8, 4.</p>	 <p>Technical drawing of profile 7704 showing dimensions: 1.6, 11.6, 16.925, 8.6, 7.6.</p>
<p>7701 790-870</p>	<p>7703 1712-1900</p>	<p>7704 1712-1900</p>
 <p>Technical drawing of profile 7706 showing dimensions: 27.35, 10.4, 11.4, 6, 8.1.</p>	 <p>Technical drawing of profile 7705 showing dimensions: 34, 24, 7, 16.3, 8.</p>	 <p>Technical drawing of profile 7707 showing dimensions: 20, 5.2, 8, 5.</p>
<p>7706 860-960</p>	<p>7705 1628-1780</p>	<p>7707 650-700</p>
 <p>Technical drawing of profile 7708 showing dimensions: 21.5, 4.6, 15.2, 1.5.</p>	 <p>Technical drawing of profile 7709 showing dimensions: 21.5, 3, 15.2, 1.5.</p>	 <p>Technical drawing of profile 7694 showing dimensions: 20, R11, 0.9, 8.5.</p>
<p>7708 1220-1350</p>	<p>7709 1080-1200</p>	<p>7694 580-640</p>

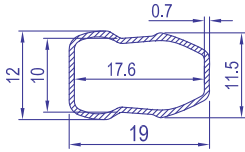


Sec.No.		Dimension in mm.			Weight Range Gm/3.66m
Unit-I	Unit-II	A	B	C	
7915		42.55	11.2	10.0	756-818
7915A		42.55	11.0	9.4	725-800

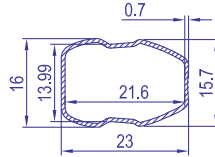


Sec.No.		Dimension in mm.			Weight Range Gm/3.66m
Unit-I	Unit-II	A	B	T	
7916		11.2	10.0	1.0	500-540
7916A		11.0	9.4	0.9	460-505

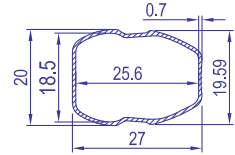
Suitcase Section



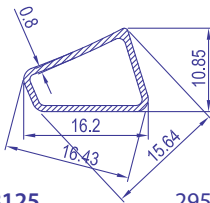
B8122 350-455



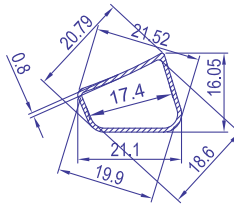
B8123 395-525



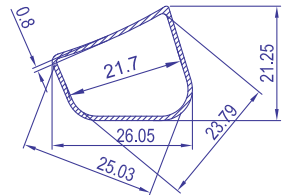
B8124 530-675



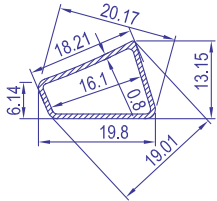
B8125 295-375



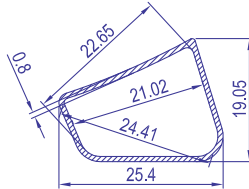
B8127 400-510



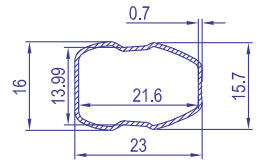
B8129 510-650



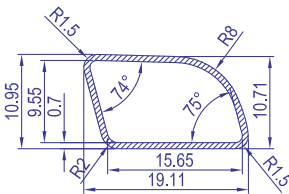
B8126 360-465



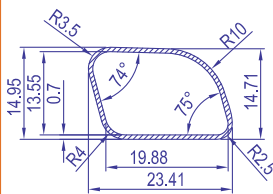
B8128 490-620



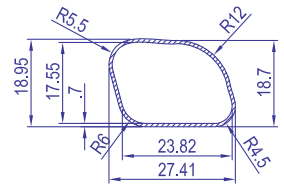
B8130 395-525



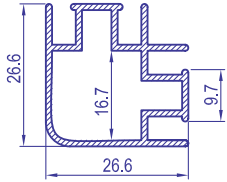
B8141 310-380



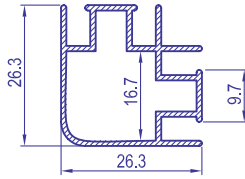
B8142 390-480



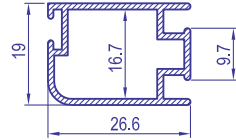
B8143 470 - 580



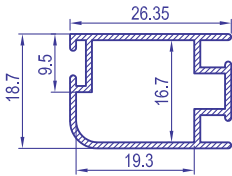
8640 1651-1815



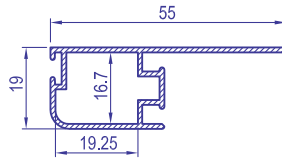
8640A 1446-1555



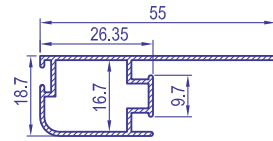
8641 1281-1409



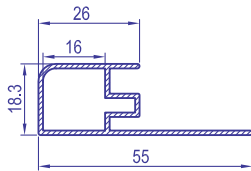
8641A 1098-1189



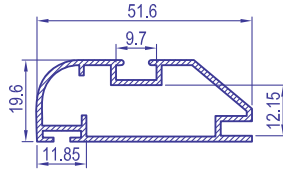
8642 1614-1775



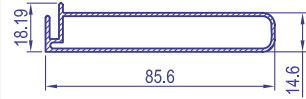
8642A 1409-1518



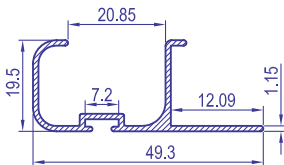
8659 1464-1581



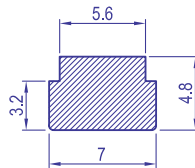
8644 1958-2156



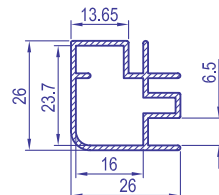
8645 2525-2782



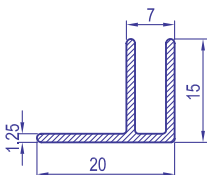
8646 1175-1300



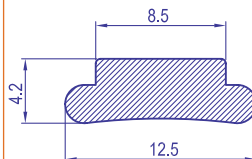
8643 311-366



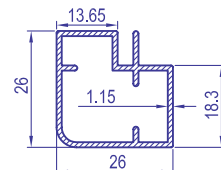
8660 1409-1519



8661 549-604

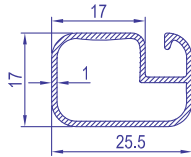


8662 439-476

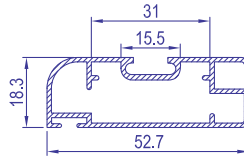


8663 1318-1427

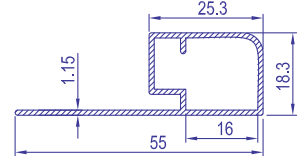
Kitchen Cabinet Series



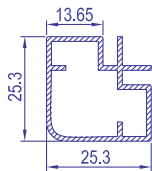
8664 878-952



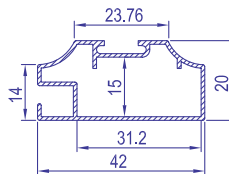
8665 2050-2214



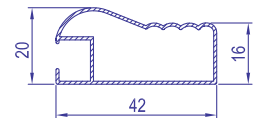
8666 1372-1520



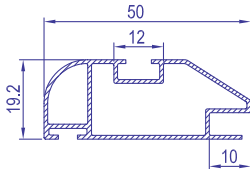
8667 1318-1464



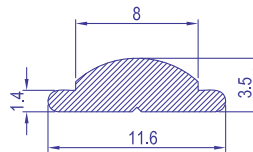
8671 1266-1391



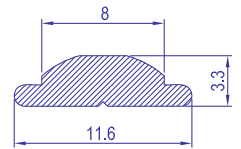
8672 1098-1208



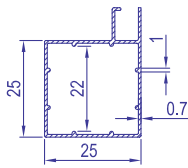
8673 1519-1684



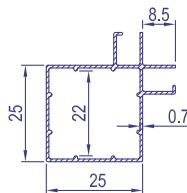
8669 285-311



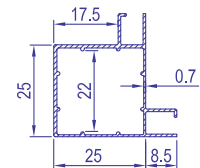
8670 278-304



8674 900-1032



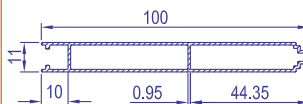
8675 1025-1171



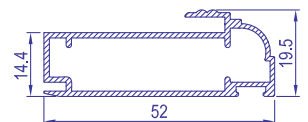
8676 1025-1171




8677 1830-2050



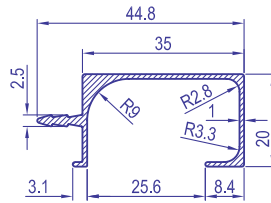
8678 2196-2470



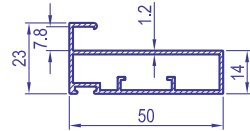
8680 1830-2013


8683

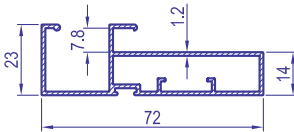
1918-2108


B3860

1160-1335

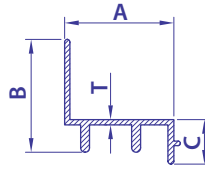

7688A

1830-2030


7689A

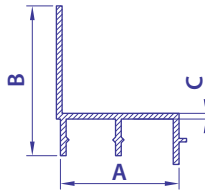
2410-2610

Double 'F' Section



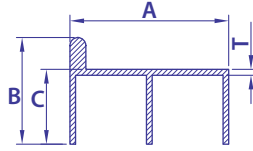
See.No.		Dimension in mm.				Weight Range Gm/3.66m
Unit-I	Unit-II	A	B	C	T	
6328		36.80	29.00	17.00	1.80	1950-2050
6328A		36.80	29.00	15.00	2.06	2100-2200
6334		37.00	30.50	15.00	2.52	2400-2500

Majda Bit



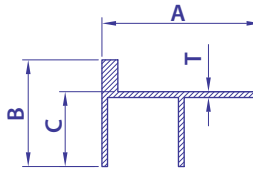
See.No.		Dimension in mm.			Weight Range Gm/3.66m
Unit-I	Unit-II	A	B	C	
6344		39.00	41.00	2.00	2160-2340
	B5631	39.80	40.00	2.00	2340-2575
6327B		40.00	39.00	1.00	1200-1350
6327C		40.00	39.00	1.40	1550-1700
6327A		40.00	41.00	1.60	1850-1950
	B4226	40.00	41.00	1.90	2100-2300
	B4227	40.00	41.00	1.30	1550-1700
6327		40.00	41.00	1.90	2100-2300
	B4233	40.00	40.60	2.00	2130-2345
6333		41.00	40.00	1.75	2750-2850

Haddi Channel

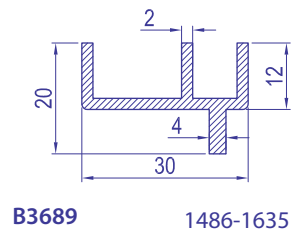
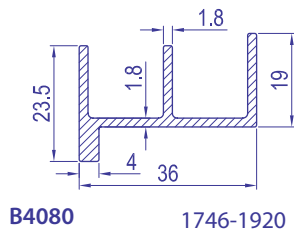
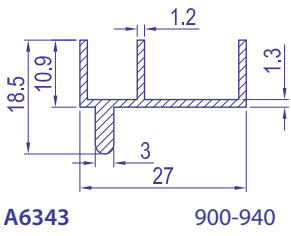


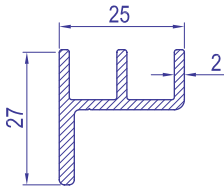
See.No.		Dimension in mm.			Weight Range Gm/3.66m
Unit-I	Unit-II	A	B	C	
	A6342	35.00	23.50	16.50	1250-1350

Haddi Channel

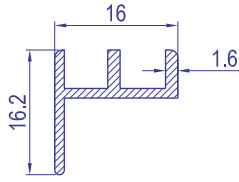


See.No.		Dimension in mm.				Weight Range Gm/3.66m
Unit-I	Unit-II	A	B	C	T	
	B4113	34.00	22.60	14.60	1.60	1470-1615
	A6339A	36.00	23.50	16.50	1.40	1450-1500
	A6339	36.00	23.50	16.50	1.45	1500-1600
6340		36.00	23.50	16.50	1.55	1600-1700
	B4039	36.00	23.50	16.50	1.80	1760-1930
	A6341	36.00	23.50	16.50	1.86	1800-1900
M6557		36.00	23.50	16.50	2.00	1920-2075



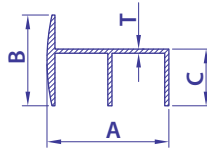

B4198

1519-1671


B7905

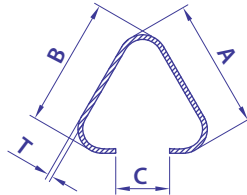
615-675

Half Round Double Channel



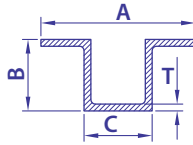
See.No.		Dimension in mm.				Weight Range Gm/3.66m
Unit-I	Unit-II	A	B	C	T	
	A6362	21.00	16.00	10.00	0.73	450-475
	A6361	21.50	16.00	10.00	0.55	360-380
	A6363	22.50	15.00	10.00	1.15	700-750

Bobbin Section



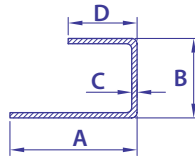
See.No.		Dimension in mm.				Weight Range Gm/3.66m
Unit-I	Unit-II	A	B	C	T	
	A6376	24.00	24.00	10.00	0.875	525-560
	B7374	24.00	24.00	9.90	1.20	754-829
6378		24.50	24.50	10.00	2.00	1200-1250
	A6375	25.00	25.00	10.00	1.47	900-950
	A6377	25.00	25.00	10.00	1.10	680-725
M6378		25.40	25.40	9.90	2.00	1200-1304

Bus Body Top Hat.



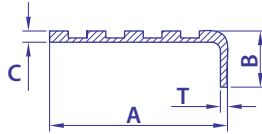
See.No.		Dimension in mm.				Weight Range Gm/3.66m
Unit-I	Unit-II	A	B	C	T	
3800		69.84	44.50	38.10	3.18	4920-5200
	B2651	69.84	44.50	38.10	3.18	4920-5410
3801		88.89	44.50	44.50	3.18	5470-5800
	B2654	88.89	44.50	44.50	3.18	5085-5850
	B3000	95.25	38.10	57.15	2.39	3985-4385

Truck Body Unequal Channel

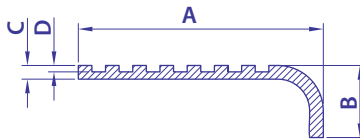


See.No.		Dimension in mm.				Weight Range Gm/3.66m
Unit-I	Unit-II	A	B	C	D	
	B3315	76.20	47.65	3.18	41.30	5010-5510

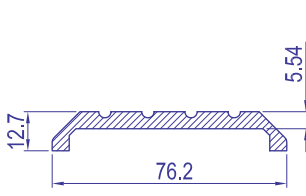
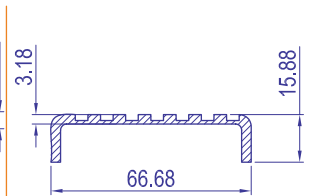
Step Edging



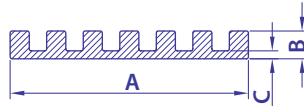
See.No.		Dimension in mm.				Weight Range Gm/3.66m
Unit-I	Unit-II	A	B	C	T	
	B5702	30.00	10.00	0.65	0.50	210-230
M5097		36.00	12.00	2.50	1.50	935-1025
	B5707	36.00	12.00	2.50	2.00	904-994
5902		38.00	12.00	2.40	1.50	800-850
	A5903	38.00	12.70	2.50	2.50	1150-1200
M5095		38.00	12.70	3.18	1.50	1320-1450
	B5700	38.10	12.70	3.18	3.18	1345-1480



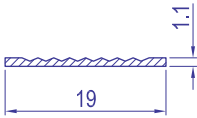
See.No.		Dimension in mm.				Weight Range Gm/3.66m
Unit-I	Unit-II	A	B	C	T	
5904		54.00	15.88	3.00	1.40	1600-1700
M5904		57.15	15.88	3.18	2.00	1720-1895
	B5701	57.15	15.88	3.18	1.99	1680-1930

	
B4601	B1457
3711-4082	2460-2705

Fluted Strip

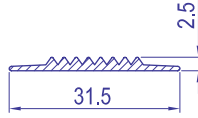


See.No.		Dimension in mm.			Weight Range Gm/3.66m
Unit-I	Unit-II	A	B	C	
	A4083	30.00	3.50	1.00	725-775
4084		30.00	2.80	1.05	600-650
	B1458	31.10	1.60	0.60	350-400
M4083		31.75	3.00	1.50	750-825
M4111		31.75	4.00	1.60	915-1010
	B1463	31.77	3.00	1.20	690-760



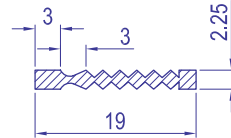
A4064

175-200



A4065

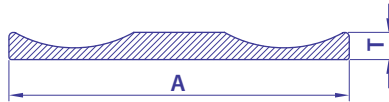
450-500



4073

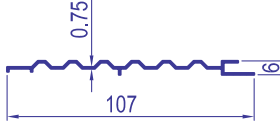
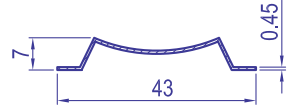
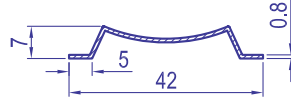
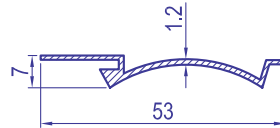
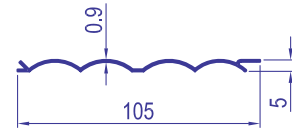
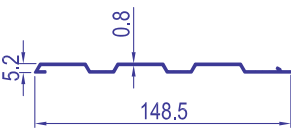
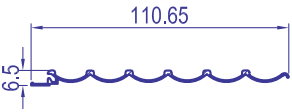
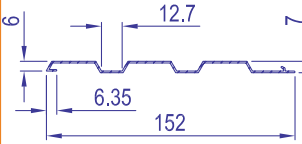
480-525

Turn Bottom

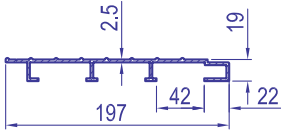


See.No.		Dimension in mm.		Weight Range Gm/3.66m
Unit-I	Unit-II	A	T	
4983		37.50	3.00	800-850
	A4985	38.00	4.30	1250-1330

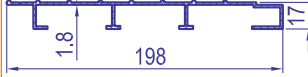
Wall Facing

 <p>0.75 107 6</p>	 <p>7 43 0.45</p>	 <p>7 5 42 0.8</p>
<p>5880 1000-1100</p>	<p>A5881 B6350 240-270</p>	<p>A5886 B6351 400-425</p>
 <p>7 1.2 53</p>	 <p>0.9 105 5</p>	 <p>0.8 148.5 5.2</p>
<p>5885 700-750</p>	<p>5882 800-900</p>	<p>7729 1465-1675</p>
 <p>110.65 6.5</p>	 <p>6 12.7 7 6.35 152</p>	
<p>7730 1260-1400</p>	<p>9032 1782-1958</p>	

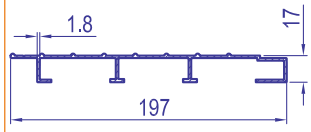
Floor Flank



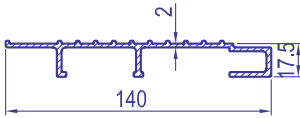
M5098 7605-8450



7789 5950-6550

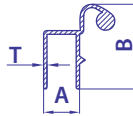


B7381 5863-6450

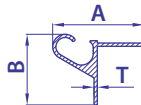


B7259 4885-5320

Bus Body Section

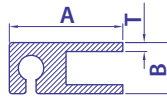


See.No.		Dimension in mm.			Weight Range Gm/3.66m
Unit-I	Unit-II	A	B	T	
4791		11.75	27.68	1.10	1000-1100

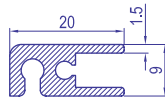


See.No.		Dimension in mm.			Weight Range Gm/3.66m
Unit-I	Unit-II	A	B	T	
4792		31.00	24.00	1.10	850-900

Miscellaneous Transport Sections

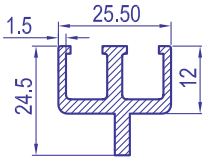


See.No.		Dimension in mm.			Weight Range Gm/3.66m
Unit-I	Unit-II	A	B	T	
M6504		22.22	10.00	1.75	1180-1280
	B2691	22.23	9.55	1.60	1179-1296



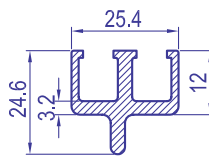
B4199

977-1075



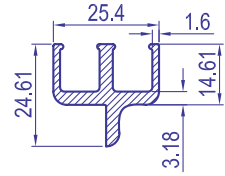
M6493

1650-1750



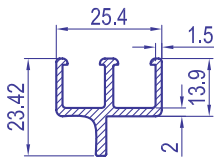
M6486

1830-1975



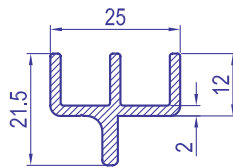
B4020

1823-2005



B4019

1383-1522



B4197

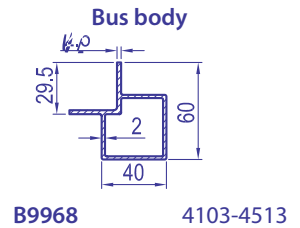
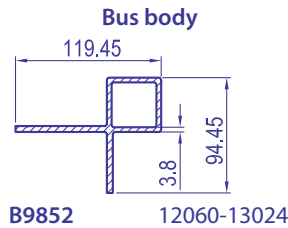
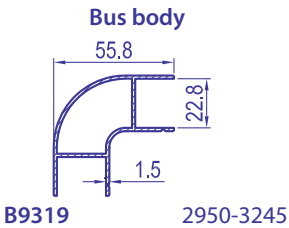
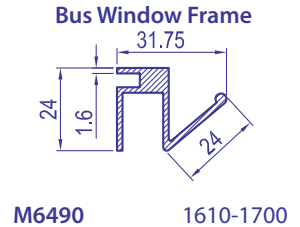
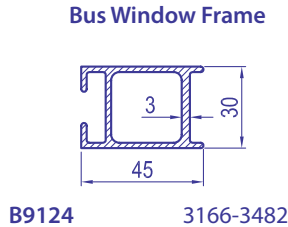
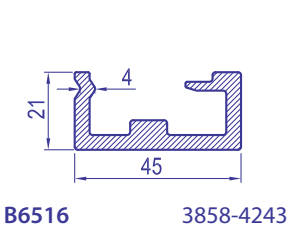
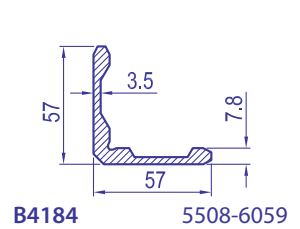
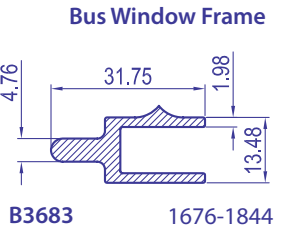
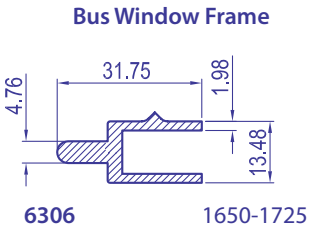
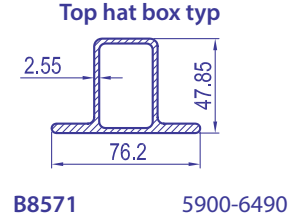
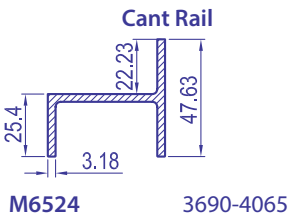
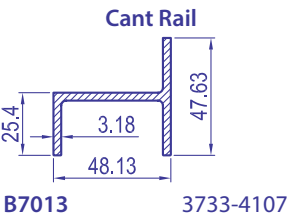
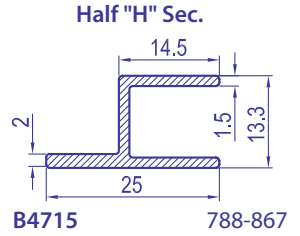
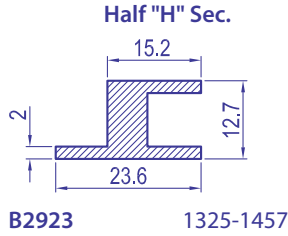
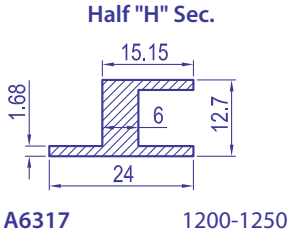
1395-1502

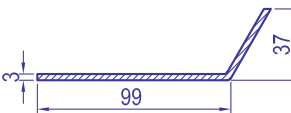
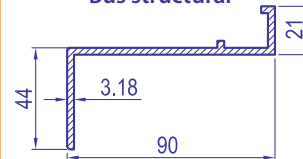
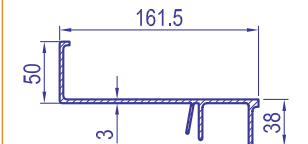
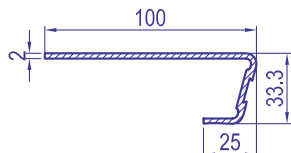

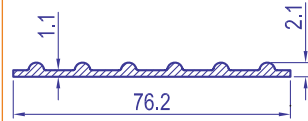
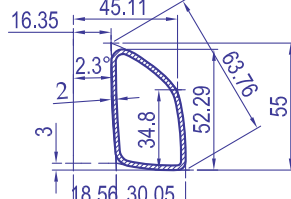

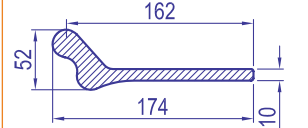
Miscellaneous Transport Sections

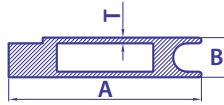


<p>H-section</p> <p>B3987 1590-1749</p>	<p>H-section</p> <p>B4094 1153-1268</p>	<p>H-section</p> <p>B4145 1940-2134</p>
<p>H-section</p> <p>B4011 739-813</p>	<p>H-section</p> <p>B4200 699-769</p>	<p>Bus window guide & frame</p> <p>B3849 750-825</p>
<p>Bus window guide & frame</p> <p>B3966 1812-1993</p>	<p>Bus window guide & frame</p> <p>B3748 2031-2234</p>	<p>Bus window guide & frame</p> <p>B4037 2006-2206</p>
<p>Twin Channel</p> <p>A6276 1700-1800</p>	<p>Window Glass Channel</p> <p>M6476 2390-2580</p>	<p>Double "F" Sec.</p> <p>M6478 2120-2230</p>
<p>Garnish Rail</p> <p>B4093 1651-1816</p>	<p>Garnish Rail</p> <p>M6518 5180-5700</p>	<p>Garnish Rail</p> <p>B9638 14500-15000</p>

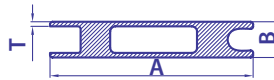
Miscellaneous Transport Sections



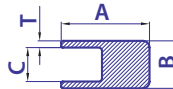
<p>Bus structural</p>  <p>B2079 3940-4340</p>	<p>Bus structural</p>  <p>B4160 4509-4960</p>	<p>Bus structural</p>  <p>B7999 8952-9848</p>
<p>Bus structural</p>  <p>B6412 3664-4030</p>	<p>Bus moulding</p>  <p>B6347 2767-3044</p>	<p>Bus moulding</p>  <p>B1462 904-994</p>
<p>B8949 2590-2935</p> 	<p>Spacer Fan Pilot</p>  <p>A7972 B8276 14900-16390</p>	<p>B7098 25335-28000</p> 



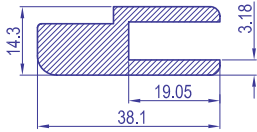
Sec.No.		Dimension in mm.			Weight Range Gm/3.66m
Unit-I	Unit-II	A	B	T	
	B9174	67.60	14.00	1.70	4802-5282
	B9444	68.00	14.00	2.00	5160-5677



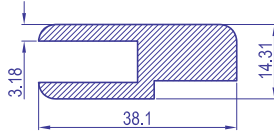
Sec.No.		Dimension in mm.			Weight Range Gm/3.66m
Unit-I	Unit-II	A	B	T	
	B9175	79.60	14.00	1.80	5580-6140
6425		80.00	14.00	2.00	5870-6000
	B9445	80.00	14.00	2.00	5816-6397



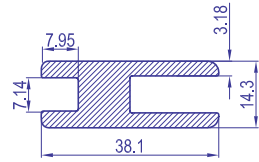
Sec.No.		Dimension in mm.				Weight Range Gm/3.66m
Unit-I	Unit-II	A	B	C	T	
	B4188	26.00	14.00	10.20	1.90	2370-2610
6424		26.00	14.00	10.00	2.00	2400-2475
	B3692	26.00	14.00	10.00	2.00	2400-2650
	B3695	37.00	14.00	10.00	2.00	3920-4310



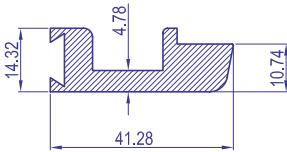
6409 3290-3400



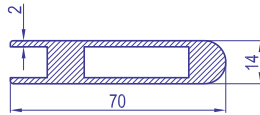
B3662 3283-3611



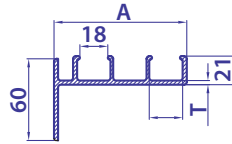
B3659 3272-3599



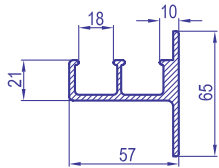
B3658
6405 3535-3700



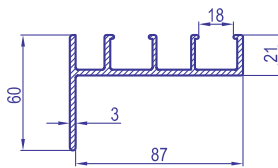
B9532 4963-5459



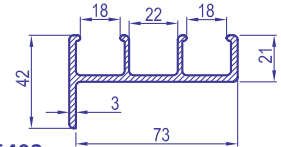
Sec.No.		Dimension in mm.			Weight Range Gm/3.66m
Unit-I	Unit-II	A	B	T	
	B4150	87.00	21.70	2.80	5965-6565
	B4186	86.60	21.20	2.80	5875-6465
	B3694	87.00	22.00	3.00	6330-6960



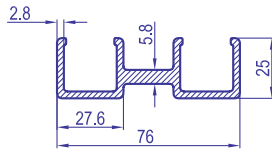
6318 5565-6000



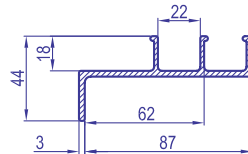
M6526 6330-6840



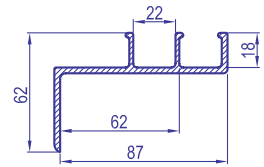
6402
B3690 4830-5150



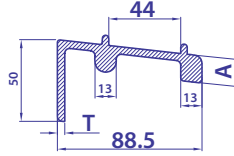
B6528 5252-5777



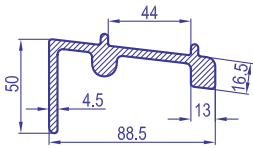
6430 4765-5150



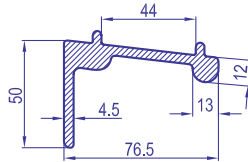
6431 5270-5690



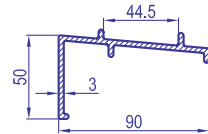
Sec.No.		Dimension in mm.		Weight Range Gm/3.66m
Unit-I	Unit-II	A	T	
	B4187	16.35	4.20	8980-9700
	B4151	16.35	4.30	9140-9875
	B3977	16.50	4.50	9305-10235



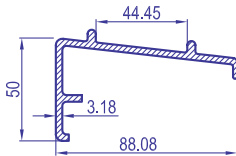
6416 9300-9650



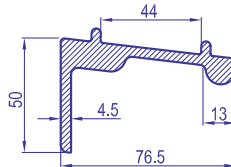
6420 8420-8750



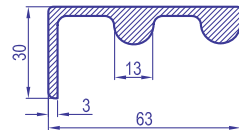
B4141 5260-5785



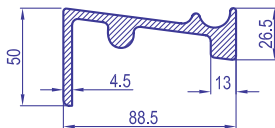
B3611 5260-5790



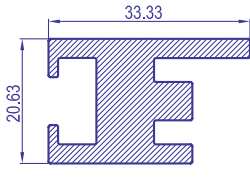
B3691 8425-9100



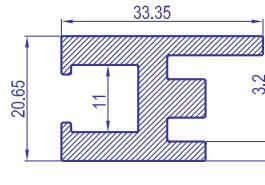
B3721 4685-5150



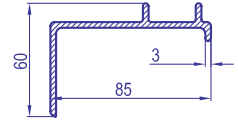
B3968 9640-10600



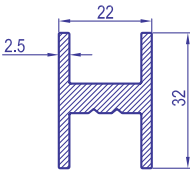
7102 3635-3785



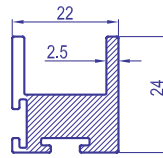
7103 3320-3500



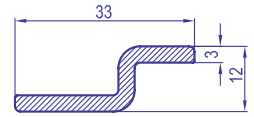
7073 4700-5000



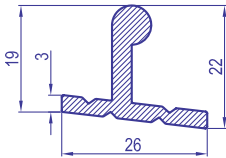
7114 2615-2845



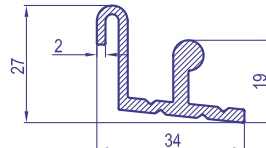
7115 2623-2831



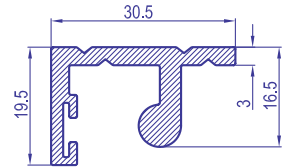
7120 1116-1242



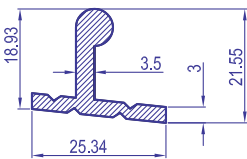
7121 1415-1560



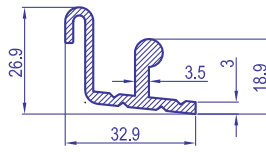
7122 1994-2230



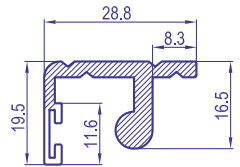
7123 1875-2090



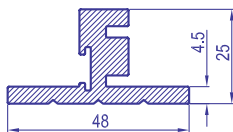
7275 1453-1600



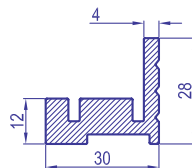
7274 2050-2250



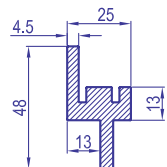
7273 1750-1925



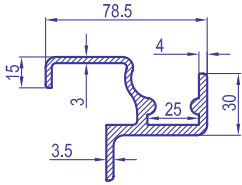
7124 3955-4227



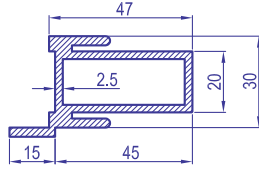
7125 3280-3495



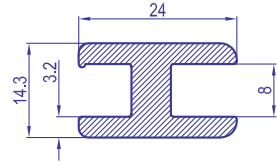
7119 4380-4630



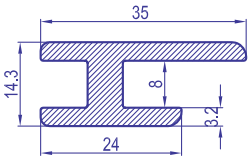
7237 7448-8190



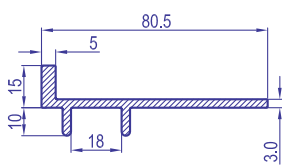
7098 4870-5260



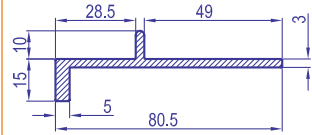
7292 1940-2135



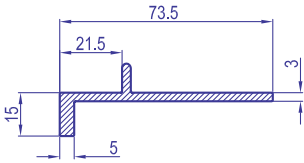
7293 2275 -2500



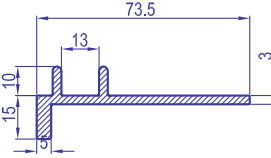
7294 3550 -3835



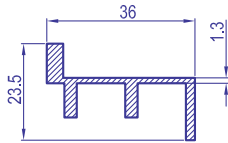
7295 3265 -3525



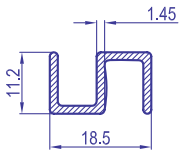
7296 3060 -3300



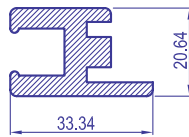
7297 3344 -3610



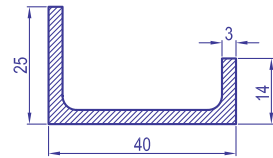
6326 1600-1650



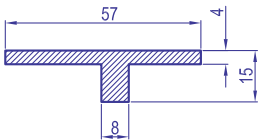
6429 680-725



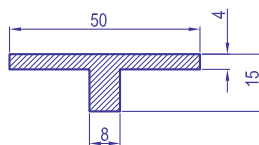
6428 3390-3500



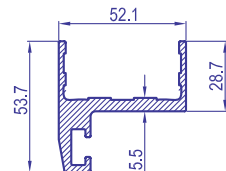
B2133 2200-2420



B3114 3120-3430

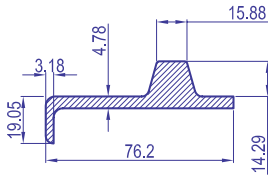


B7973 2844-3128

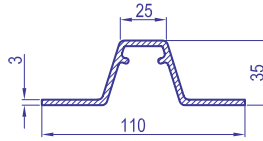


B6619 5734-6307

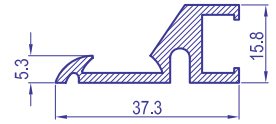
Rail Coach Sections



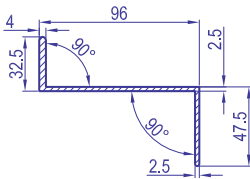
B7048 6606-7267



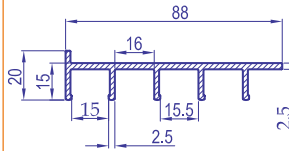
B2659 5768-6345



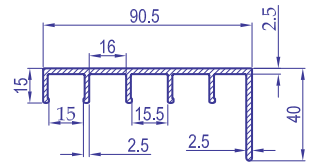
B6356 1453-1598



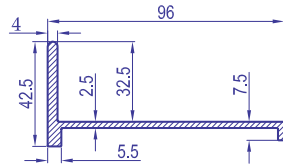
B3601 4470-4980



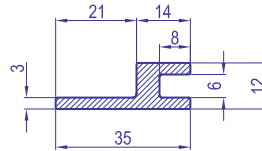
B3602 3390-3860



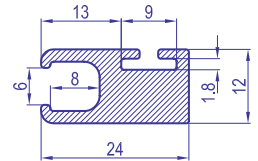
B3603 4245-4815



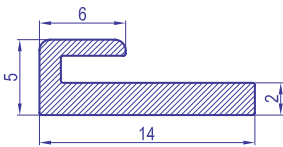
B3605 4030-4450



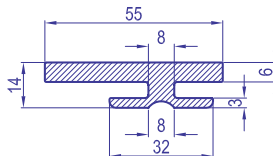
B3605 1750-1915



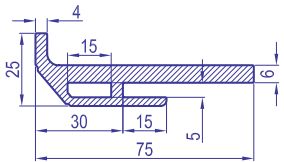
B3606 1875-2030



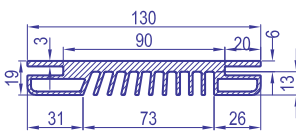
B3607 2960-3150



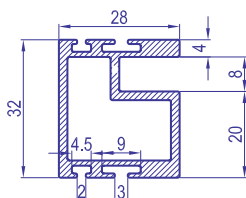
B3608 4395-4660



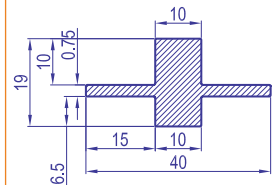
B9172 6145-6520



B9173 11775-12875

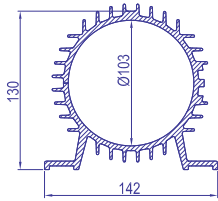


B9171 2715-3145

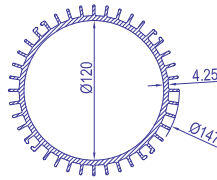


B3120 2560-2730

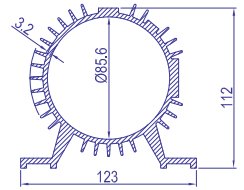
Motor Body



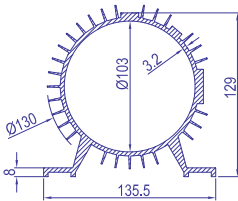
7790 25250-27815



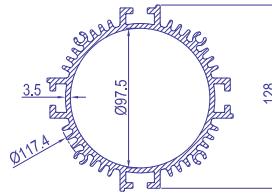
7820 22900-25260



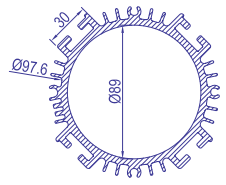
7827 20000-21500



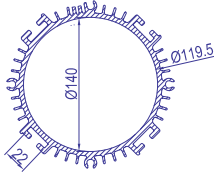
7843 21045-22750



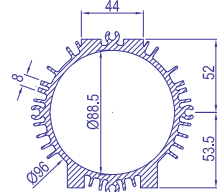
7924 22576-24382



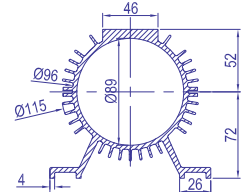
7056 22580-23495



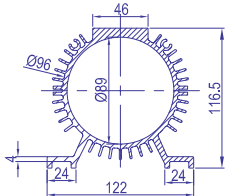
7059 30012-31897



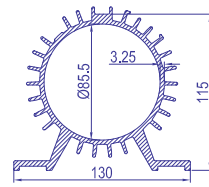
7240 21740-23790



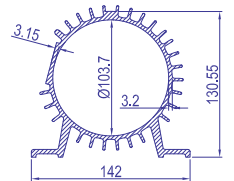
7323 23505-25055



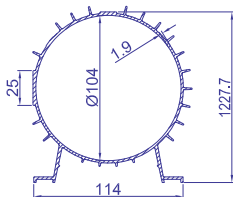
7337 6412-6830



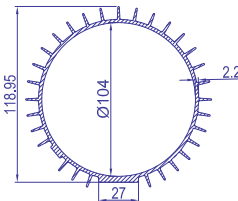
B8579 26535-28390



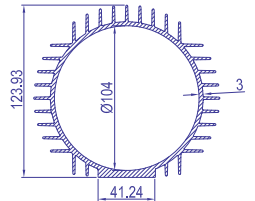
B8597 23756-25416



B8527 10635-11545

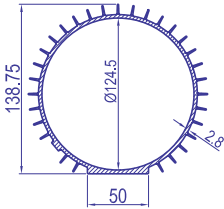


B8529 11758-12972

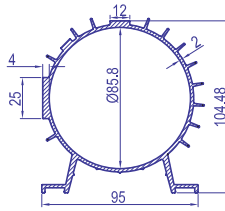


B8528 17700-19110

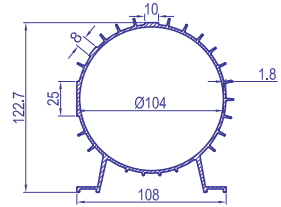
Motor Body



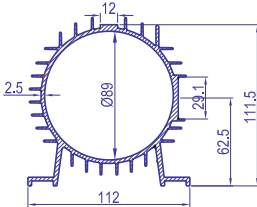
B8531 14676-16290



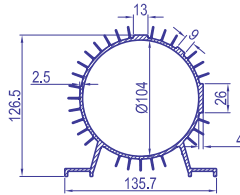
B8532 9130-10210



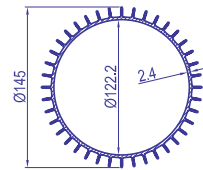
B8533 9365-10360



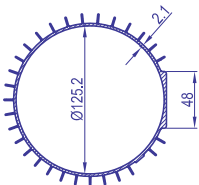
B8535 14050-15545



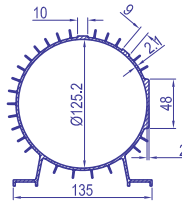
B8536 15750-17530



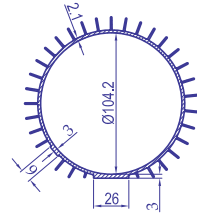
B8537 14960-17150



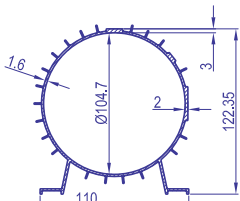
B8538 11440-12700



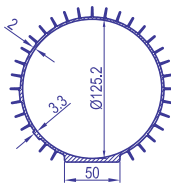
B8539 13430-14825



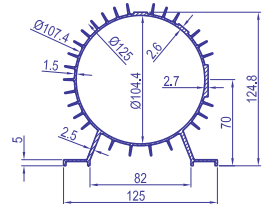
B8540 10467-11712



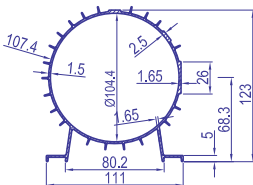
B8541 8066-9366



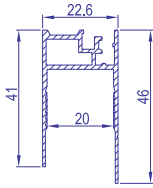
B8542 12440-14070



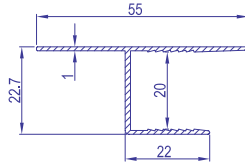
B8517



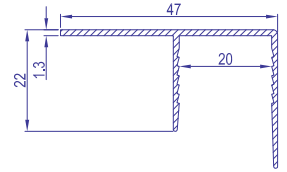
B8518



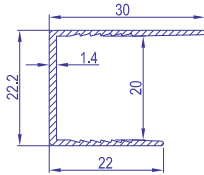
8658 1464-1581



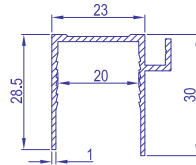
8650 1080-1171



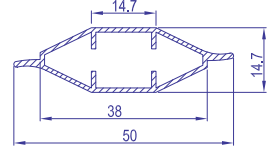
8651 1135-1226



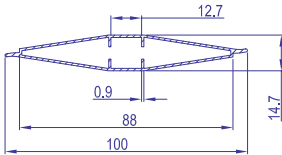
8652 769-834



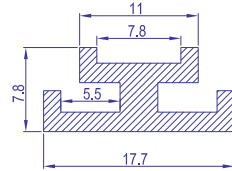
8653 1145-1226



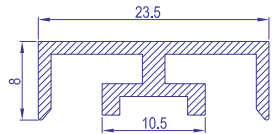
8654 1189-1281



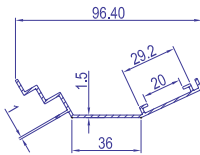
8655 1921-2057



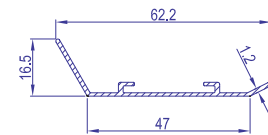
8657 714-768



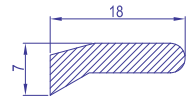
8649 714-776



7170 1930-2215

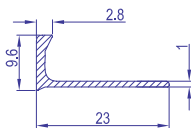


7171 900-1065



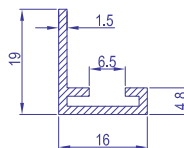
A7711 700-750

AC Punched



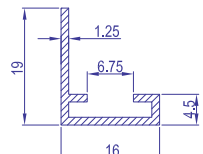
7019 375-410

Duct Section

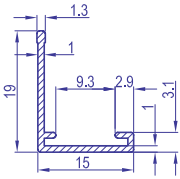


A7710 640-750

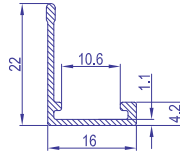
Duct Section



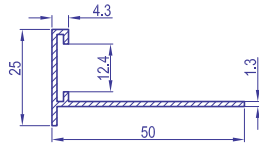
B7954 550-600




7305 382-420



87750 487-535

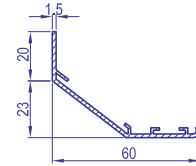


B4693 1054-1159



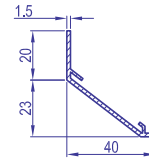
B4694 337-370

Aircondition Grill

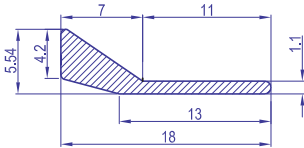


B7850 1556-1711

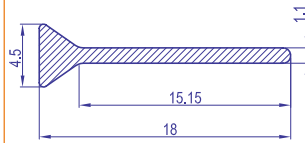
Aircondition Grill



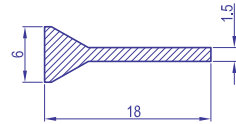
B7849 1160-1276



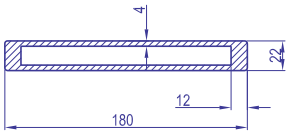
7312 310-400



7306 250-275

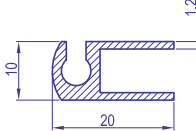


B7953 377-415

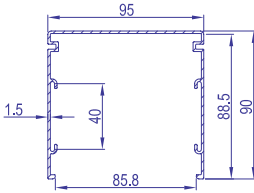


B8334 17520-18980

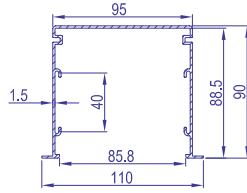
Airconditioner Bit



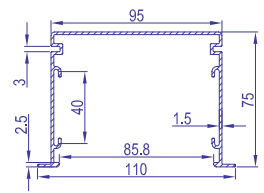
6291 700-750



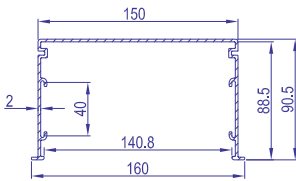
B7017 4908-5547



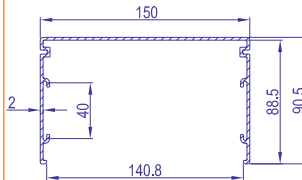
B7018 5130-5800



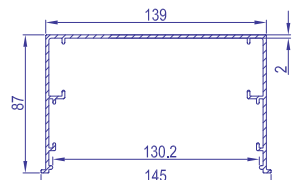
B7078 4540-5140



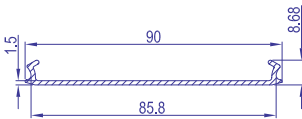
B7019 7810-8580



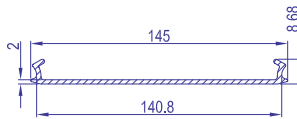
B7020 7590-8340



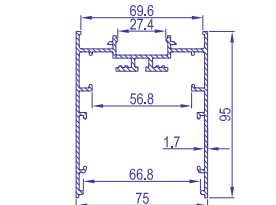
B7091 7075-7990



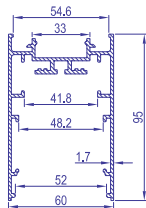
B7029 1486-1797



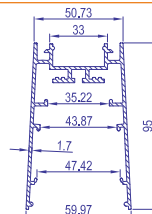
B7030 2998-3470



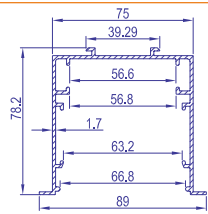
B7079 6405-7140



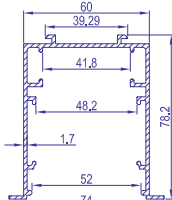
B7080 6225-6940



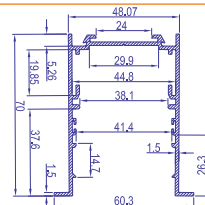
B7084 5995-6680



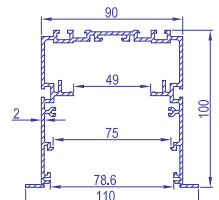
B7081 4890-5470



B7082 4590-5140

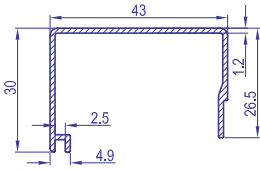


B7094 3480-4100

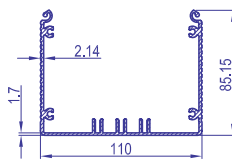


B7093 8940-9880

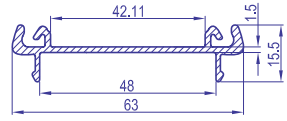
Lighting Fixture



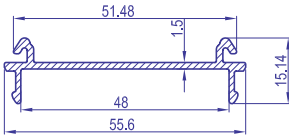
B7076 1145-1350



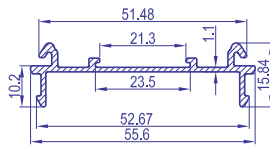
B7102 7335-8200



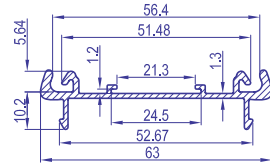
7412 1650-1945



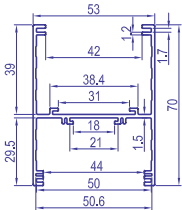
7380
B7052 1260-1500



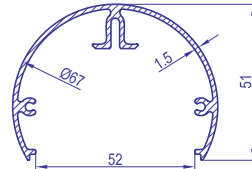
B7090 1190-1380



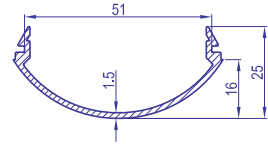
B7092 1660-1940



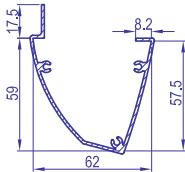
B7097 3287-3770



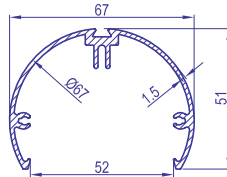
B7423 3104-3414



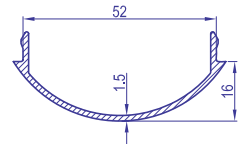
B7424 1307-1437



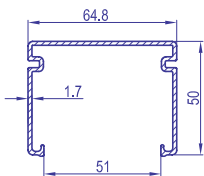
7080 3294-3555



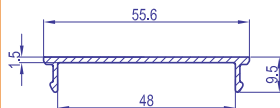
B7509 3228-3551



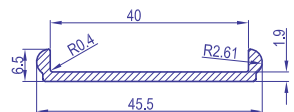
B7510 1343-1478



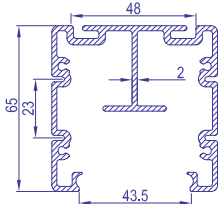
7244 3220-3540



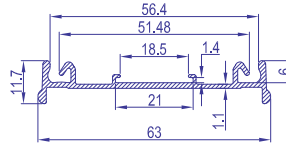
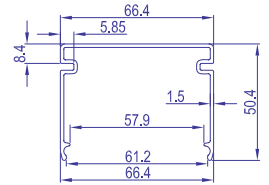
7245 1055-1160



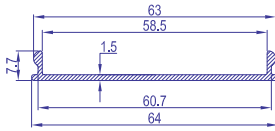
7095 910-1120


B7096

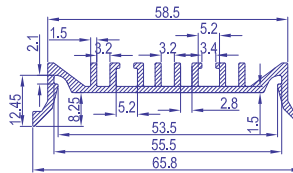
6915-8295


B7520

B7521

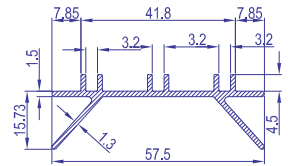
2750-3100


B7527

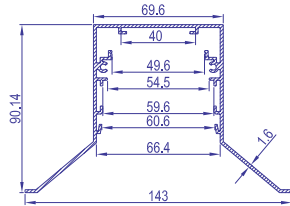
1110-1225


B7524

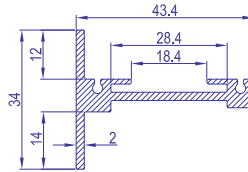
2280-2480


B7525

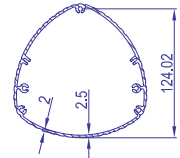
1700-1875


B7526

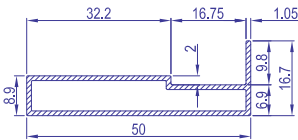
5800-6550


B7350

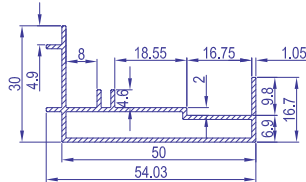
2073-2488


B7187

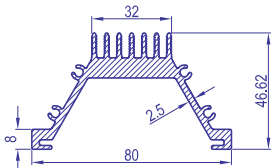
11225-12125


B8556

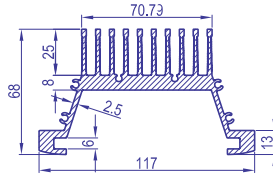
1220-1450


B8557

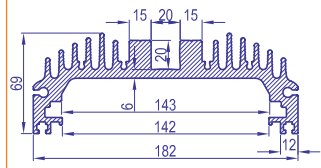
1600-1910



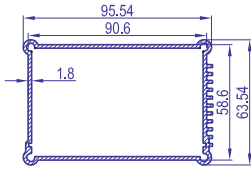
B7024 6430-6930



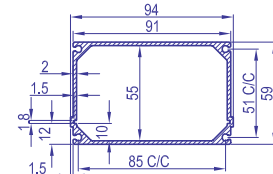
B7026 15300-16830



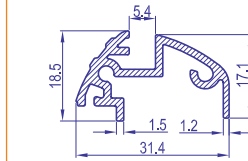
B7095 32015-35125



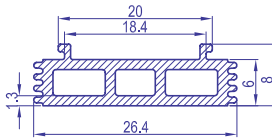
B8922 6174-6863



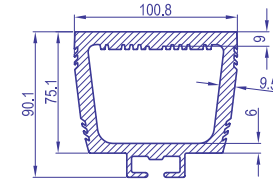
B8934 6760-7520



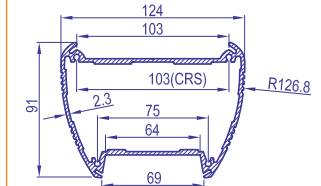
B7025 1280-1465



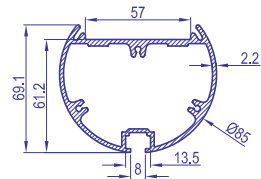
B8509 840-1025



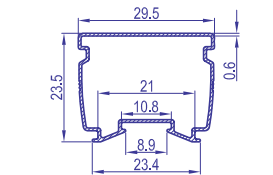
B8933 26860-28628



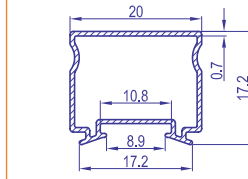
B8936 11545-12895



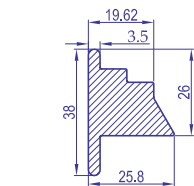
B8937 7815-8515



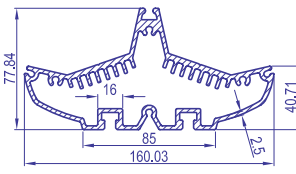
B8938 630-850



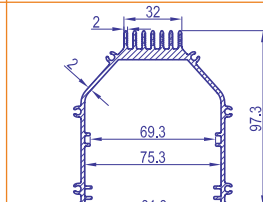
B8939 485-635



B7075 4470-4700

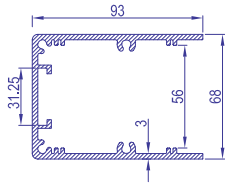


B8418 16365-18486

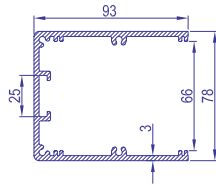


B7085 7775-8475

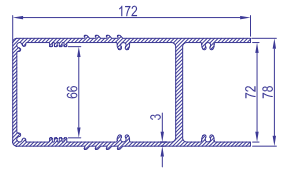
Led Section



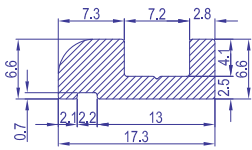
B7086 8910-9860



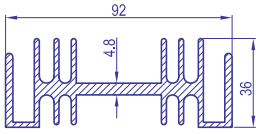
B7087 9090-10035



B8134 17710-19360

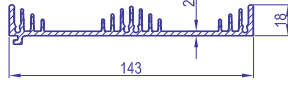


B7096 770-830



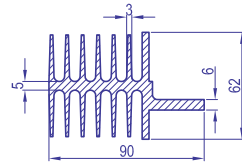
7606

9000-9400



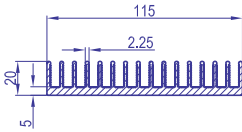
7872

6800-7400



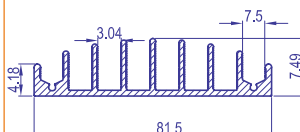
A7939

14900-16390



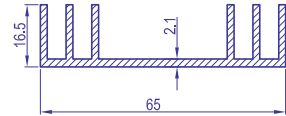
7020

9755-10450



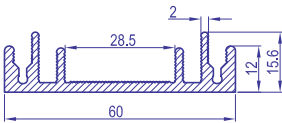
7077

4115-4445



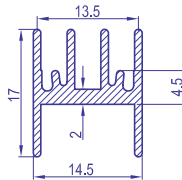
7608A

2900-3200



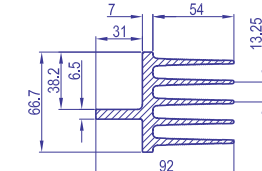
7018

2965-3260



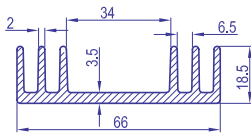
7186

795-895



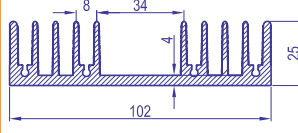
7332

15640-16815



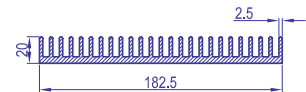
M7811

4135-4535



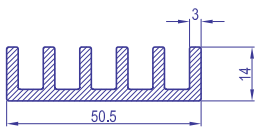
B7666

9062-9787



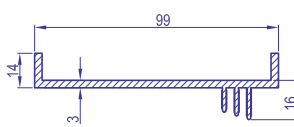
B4052

18138-19213



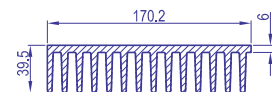
B7909

3450-3740



B7854

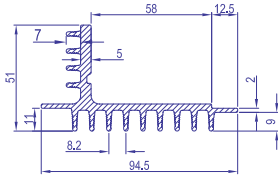
3938-4332



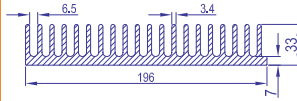
B7992

31421-33621

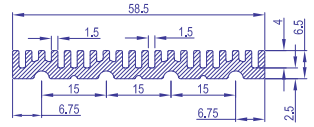
Heat Sinks



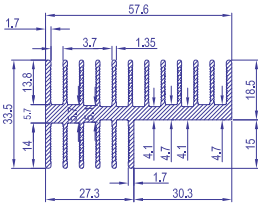
B7056 6740-7635



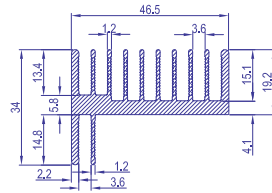
B4073 30960-32980



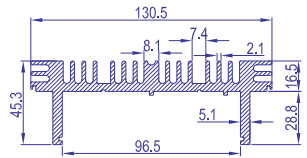
B7088 2525-2775



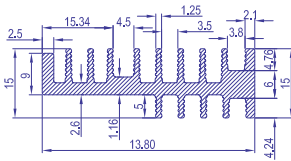
B7518 5812-6662



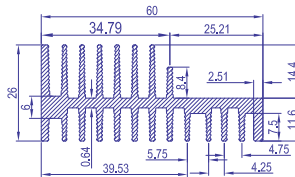
B7519 4300-4800



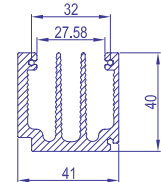
B7923 15200-16000



B7921 --

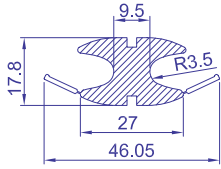


B7922 4850-5350

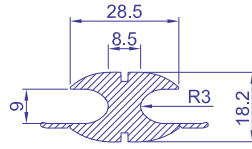


B7035 5765-6165

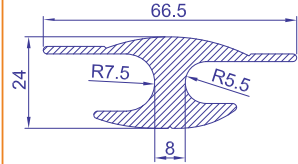
Electrical - 'H' Type Connector



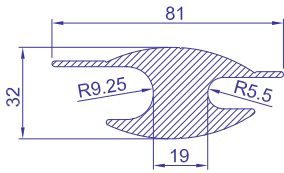
7000 3272-3605



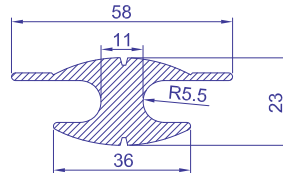
7001 3190-3400



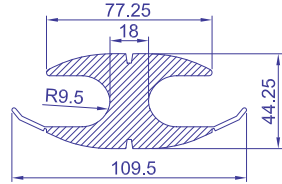
7585A 5155-5355



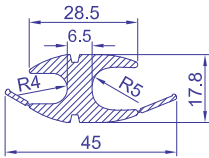
7584 10000-10800



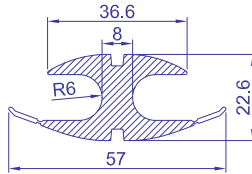
7585 5100-5400



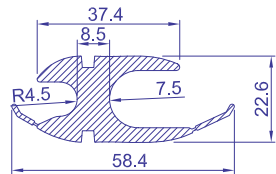
7750 18666-19123



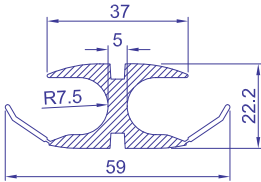
7751 2745-3110



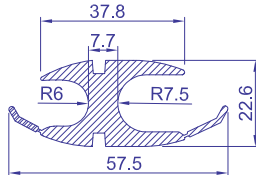
7752 4025-4428



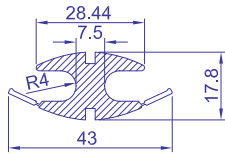
7753 5300-5700



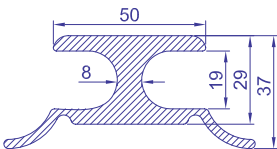
7755 3295-3660



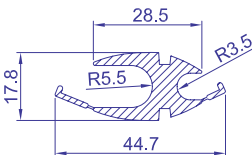
7756 3900-4300



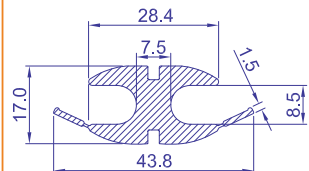
7764 2675-2875



7549
B7045 7750-8150

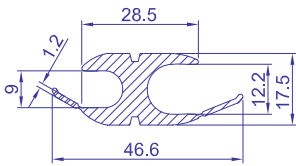


7106 2480-2680

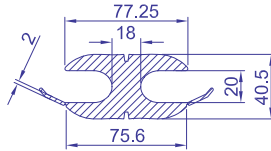


7764A 2836-3115

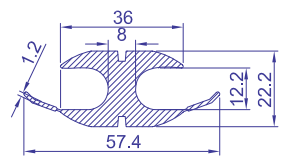
Electrical - 'H' Type Connector



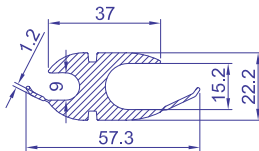
7751A 2756-3040



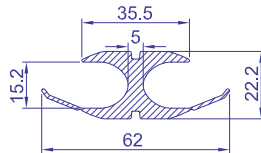
7750A 18730-19665



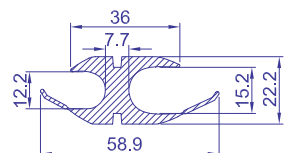
7752A 4355-4890



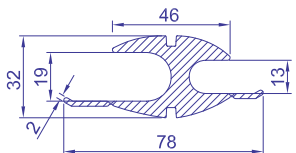
7753A 4300-4730



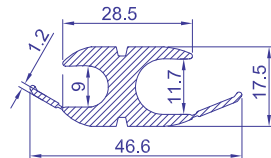
7755A 3715-4085



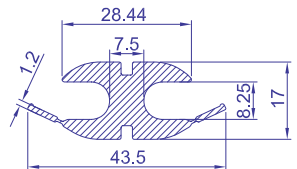
7756A 4050-4450



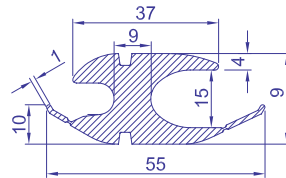
7271 7160-7760



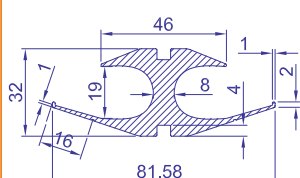
7751B 2756-3040



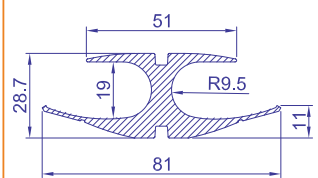
7764B 2892-3185



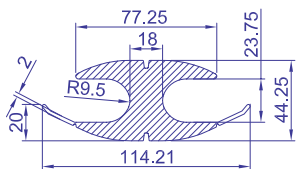
7390 4670-5120



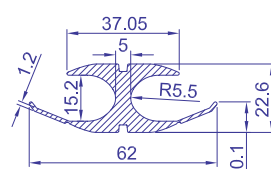
7391 6435-7135



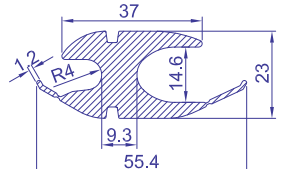
7349 5795-6380



7750B 18865-19310

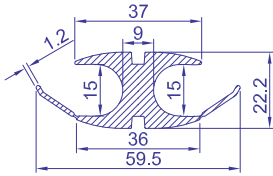


7755B 3845-4155

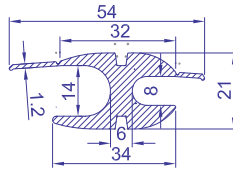


7390 4670-5120

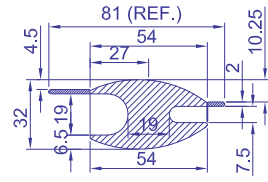
Electrical - 'H' Type Connector



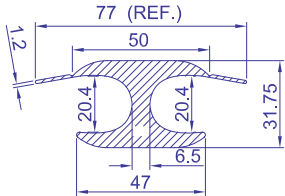
7468 4026-4758



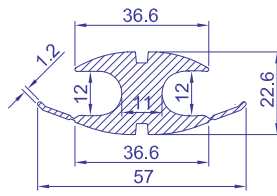
7469 3430-3800



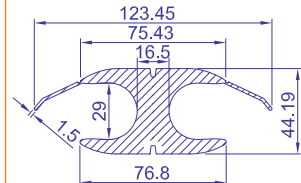
7435 10060-10650



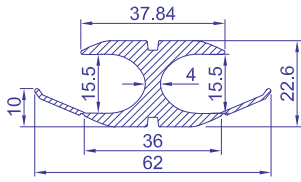
7466 6860-7480



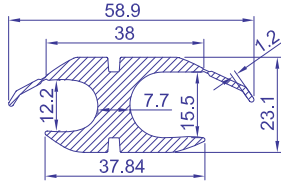
7448 4447-5124



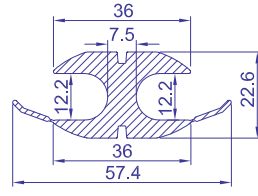
8078 16091-17785



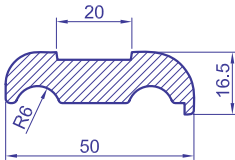
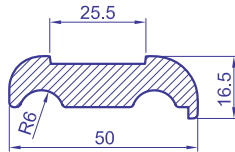
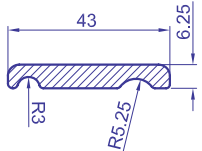
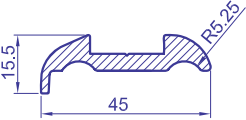
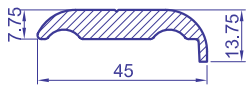
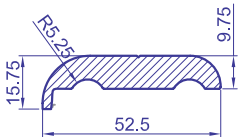
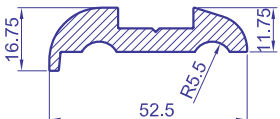
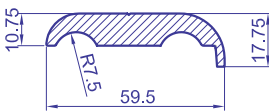
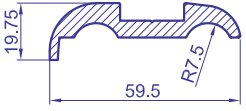
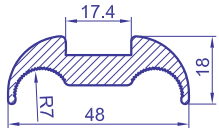
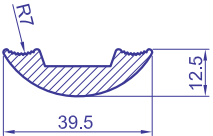
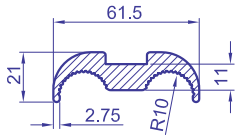
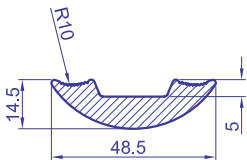
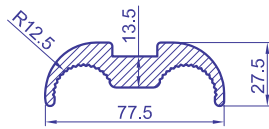
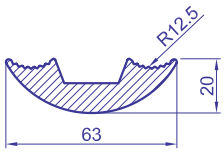
8079 3525-3895

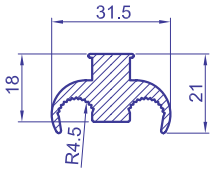


8080 4078-4507

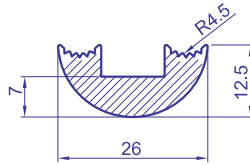


8081 4180-4620

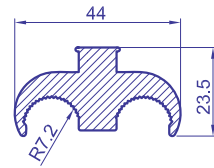
 <p>7540 5145-5660</p>	 <p>7541 5035-5538</p>	 <p>7559 2315-2550</p>
 <p>7575A 2275-2375</p>	 <p>7575B 2750-2900</p>	 <p>7595A 4100-4400</p>
 <p>7595B 4100-4400</p>	 <p>7596A 4800-5100</p>	 <p>7596B 4800-5100</p>
 <p>7577 3465-3750</p>	 <p>7578 2400-2600</p>	 <p>7579 5400-5800</p>
 <p>7580 3500-3800</p>	 <p>7787 8730-9230</p>	 <p>7786 6250-6650</p>



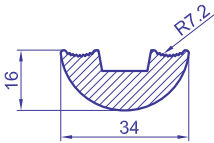
7587 2800-3000



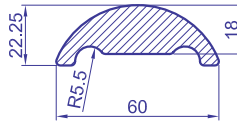
7588 1730-1900



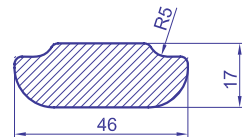
7594A 4500-4800



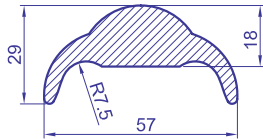
7594B 2950-3200



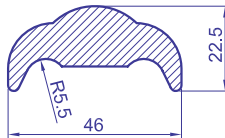
7602 7000-7400



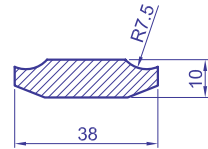
7601 5600-7000



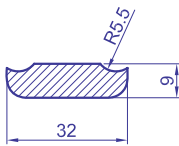
7537 6640-7300



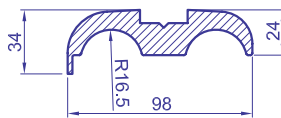
7534 5570-6125



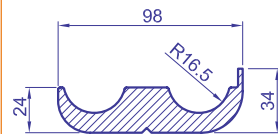
7539 3180-3500



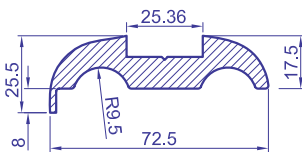
7536 2520-2775



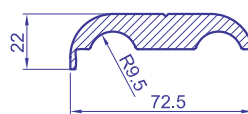
7782 13030-14335




7781 15275-16800



7851 7210-7710

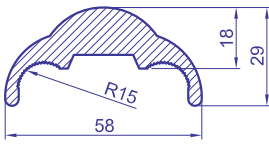


7852 7110-7610

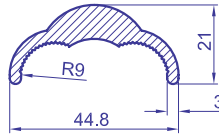


7856 5975-6425

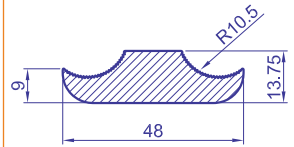
Electrical - P.G. Clamps



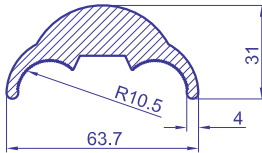
7855 6000-6500



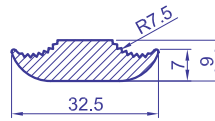
7841 2980-3200



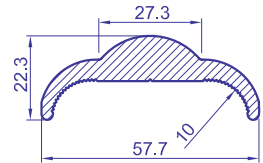
7840 4482-4820



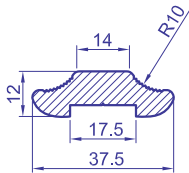
7839 7770-8350



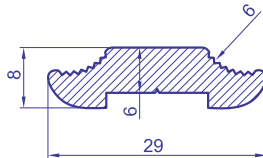
7842 1908-2280



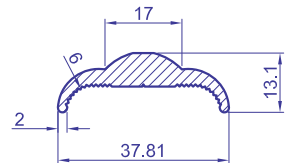
7046 4480-4930



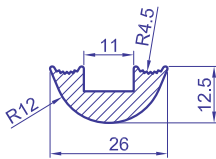
7047 2785-3065



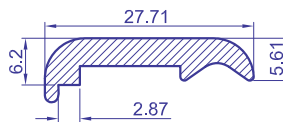
7048 1490-1640



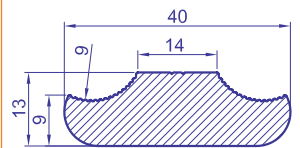
7049 1815-2000



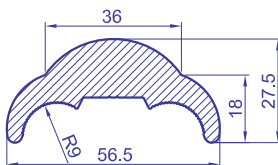
7600A 1660-1750



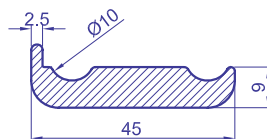
7813 1100-1150



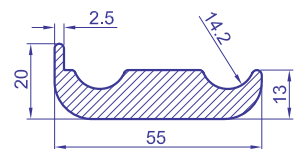
7986 3955-4230



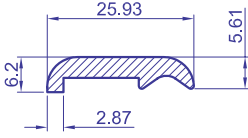
7987 6750-7230



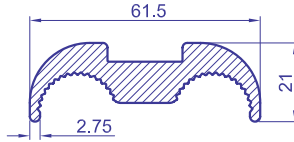
7964 3570-3928



7965 5800-6400



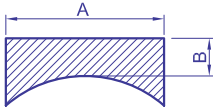
7812 950-1000



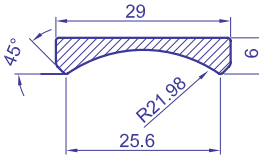
7166 5360-6115



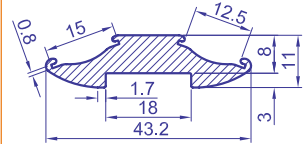
7167 6905-7390



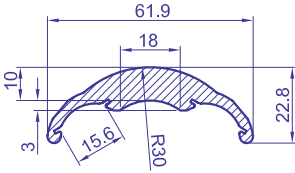
Sec.No.	Size(mm)		WT. Range
	A	B	
7535	22.0	5.0	1350-1485
7538	21.0	5.0	1295-1425



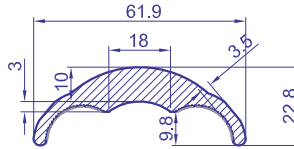
7352 965-1155



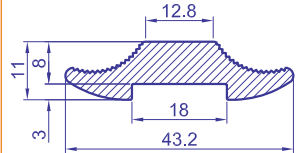
7397 2365-2600



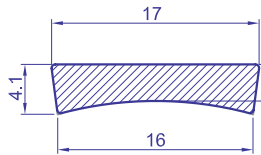
7398 4457-4860



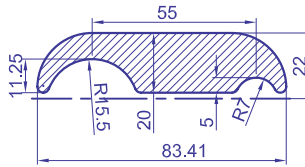
7399 4770-5250



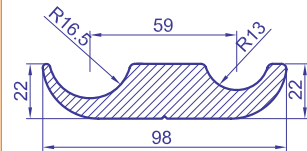
7400 2560-2820



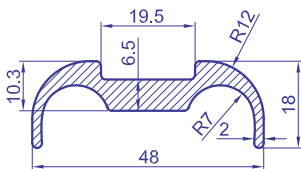
7410 525-595



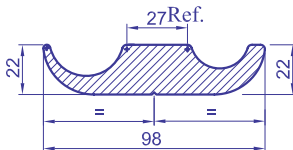
7419 11490-12400



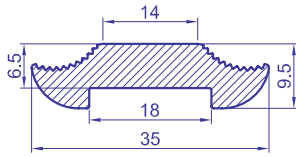
7420 13140-14190



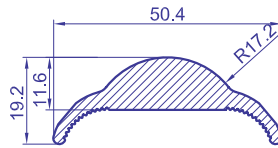
7421 2640-3000



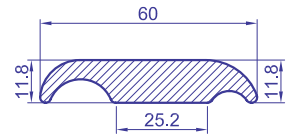
7420 13140-14190



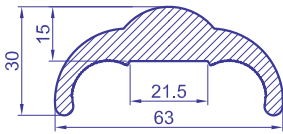
7450 1890-2190



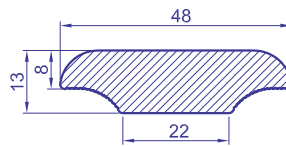
7449 3260-3850



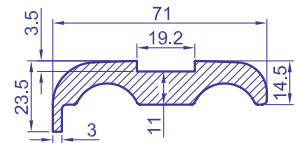
7452 5030-5820



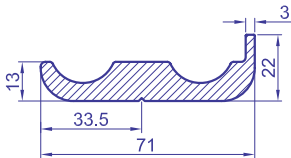
7480 6420-7020



7481 4645-5050

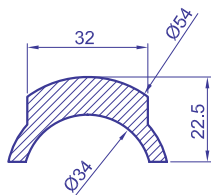


7496 6560-7255

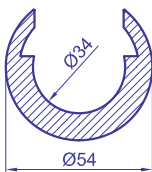


7497 6465-7145

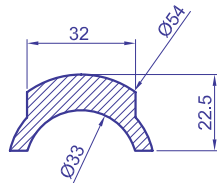
Electrical - Repair Sleeves



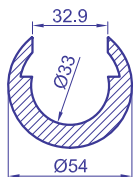
7543 4150-4450



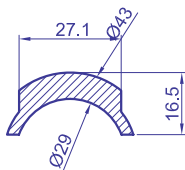
7545 9300-9750



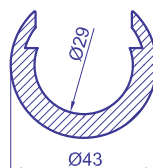
7543A 4450-4950



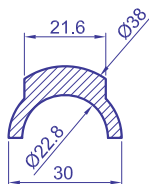
7545A 9450-10000



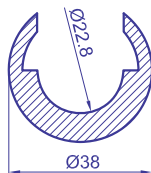
7505 2375-2625



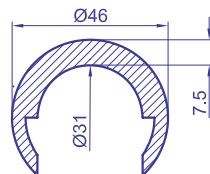
7504 5300-5500



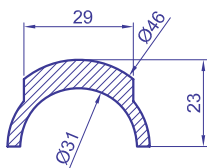
7592 2400-2600



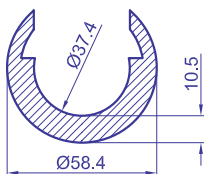
7591 4615-4900



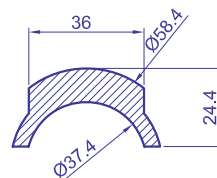
7599A 5500-5800



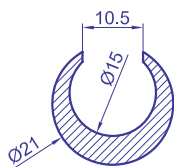
7599B 3000-3250



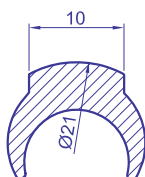
7610A 10340-10600



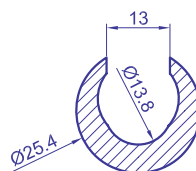
7610 4800-5150



7571 1500-1600

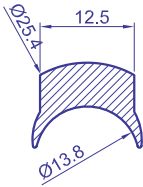


7572 800-900




7573 2355-2550

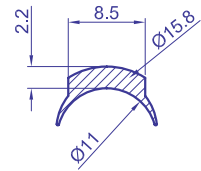
Electrical - Repair Sleeves



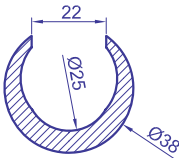
7574 900-1000



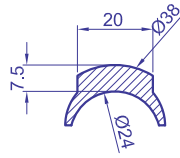
7589 650-710



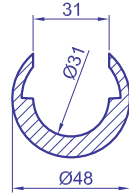
7590 250-275



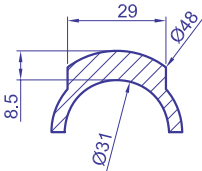
7516 4465-4800



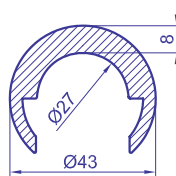
7515 2050-2300



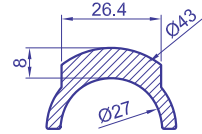
7582 6450-7000



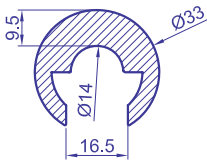
7583 3350-3600



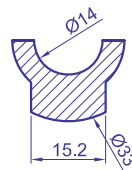
7597A 5550-6100



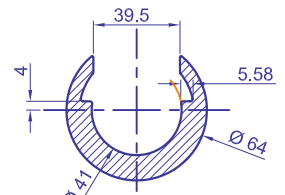
7597B 3000-3300



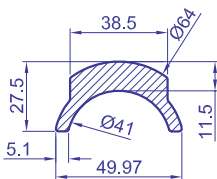
7598A 4600-4900



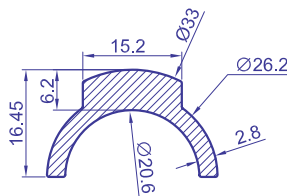
7598B 2000-2200



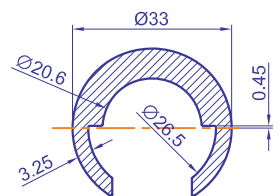
7314 B7043 12200-13250



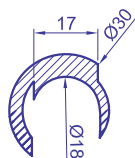
7315 B7044 5550-6150



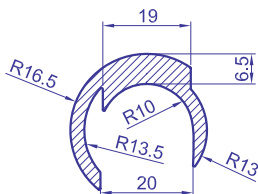
7381 1475-1800



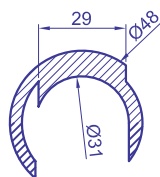
7382 3315-3950



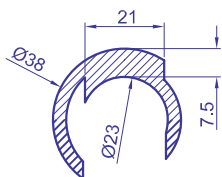
7548 2196-2350



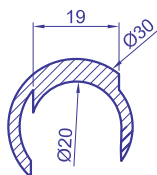
7321 2420-2770



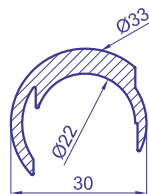
7550 5000-5400



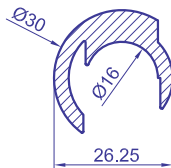
7551 3260-3500



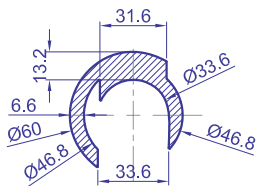
7525 1939-2100



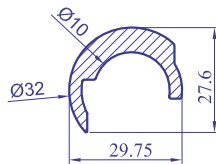
7836 2200-2400



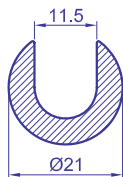
7837 2345-2545



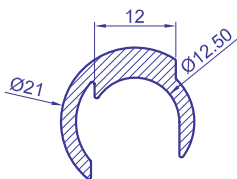
7444 8905-10000



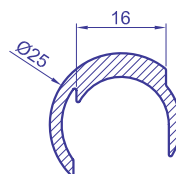
7129 2630-2800



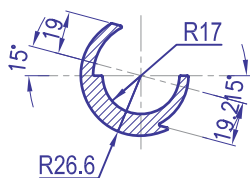
7997 1775-1950



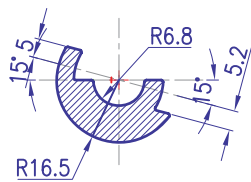
7007 1070-1160



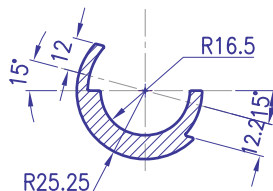
7008 1300-1400



7511 6150-6750

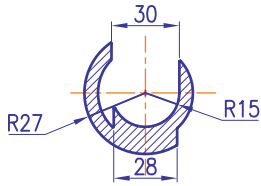


7512 3305-3654

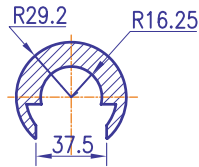


7513 5343-5906

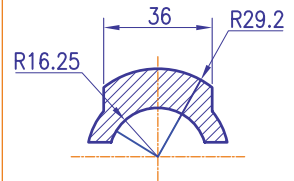
Electrical - Repair Sleeves



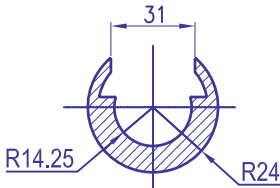
7510 7630-8390



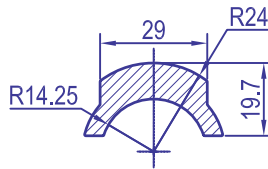
7506 11280-12470



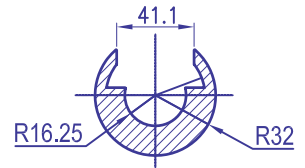
7506A 5716-6318



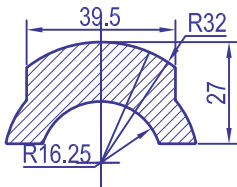
7507 7176-7930



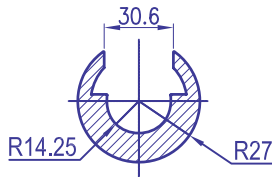
7507A 3483-3850



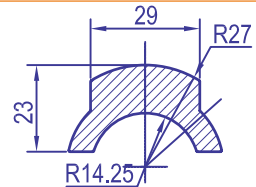
7508 14430-15690



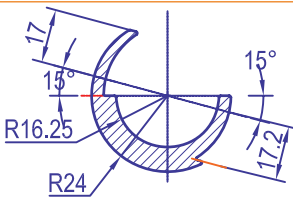
7508A 7540-8340



7509 10450-11550

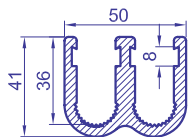


7509A 4690-5190



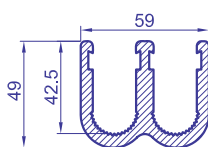
7514 4782-5260

W/Shape Body

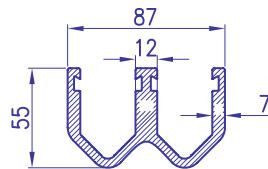


7641 7500-7900

W/Shape Body

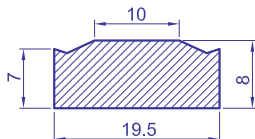


7642 9500-10000



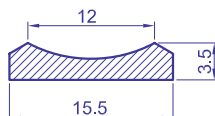
7685 13469-14146

Pressure pad



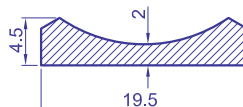
7641A 1450-1525

Washer



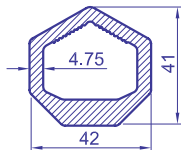
7641B 400-450

Washer



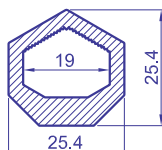
7642B 565-625

Body



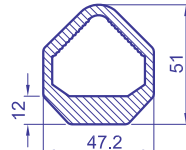
7117 6425-6770

Body



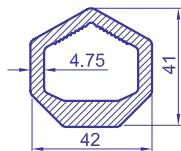
7051 2756-3200

Body



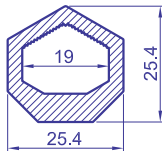
7962 8915-9630

Body



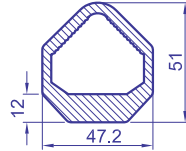
7117 6425-6770

Body



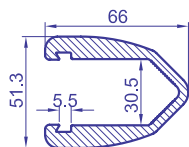
7051 2756-3200

Body



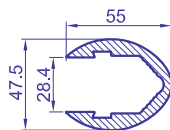
7962 8915-9630

Washer



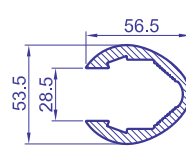
7050 10210-11230

Body

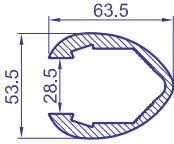
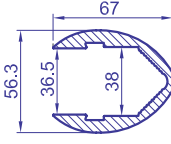
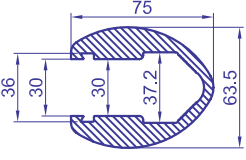
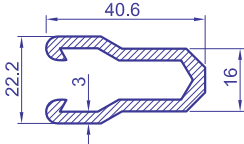
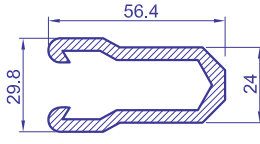
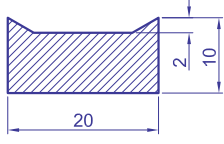
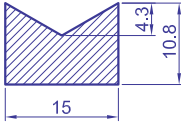
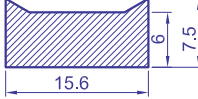
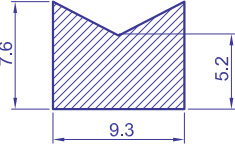
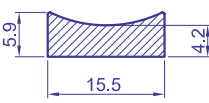
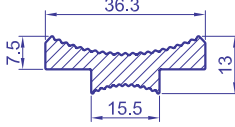
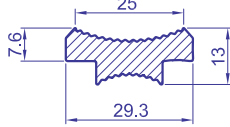
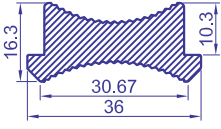
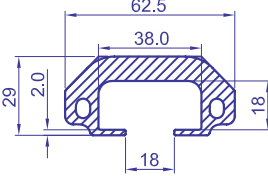
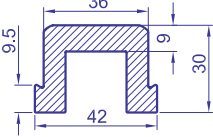


7954 7310-7895

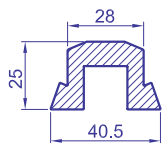
Body



7958 7636-8400

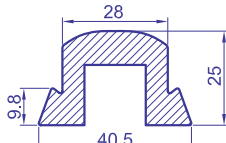
<p style="text-align: center;">Body</p>  <p style="text-align: center;">7168 8260-9085</p>	<p style="text-align: center;">Body</p>  <p style="text-align: center;">7172 8785-9310</p>	<p style="text-align: center;">Body</p>  <p style="text-align: center;">7347 16000-18015</p>
<p style="text-align: center;">Body Keeper</p>  <p style="text-align: center;">7553 2900-3150</p>	<p style="text-align: center;">Body Keeper</p>  <p style="text-align: center;">7556 5300-5700</p>	<p style="text-align: center;">Body Keeper</p>  <p style="text-align: center;">7546 1650-1750</p>
<p style="text-align: center;">Body Keeper</p>  <p style="text-align: center;">7547 1280-1350</p>	<p style="text-align: center;">Body Keeper</p>  <p style="text-align: center;">7554 975-1050</p>	<p style="text-align: center;">Body Keeper</p>  <p style="text-align: center;">7555 600-650</p>
<p style="text-align: center;">Pressure Pad</p>  <p style="text-align: center;">7890 733-792</p>	<p style="text-align: center;">Sun Keeper</p>  <p style="text-align: center;">7960 2377-2615</p>	<p style="text-align: center;">Sub Keeper</p>  <p style="text-align: center;">7956 2332-2465</p>
<p style="text-align: center;">Keeper</p>  <p style="text-align: center;">7348 3355-3580</p>	<p style="text-align: center;">Keeper</p>  <p style="text-align: center;">7272 7965-8750</p>	<p style="text-align: center;">Keeper</p>  <p style="text-align: center;">7174 6810-7285</p>

Keeper



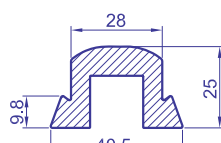
7959 5032-5535

Keeper



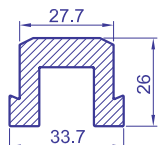
7052 4925-5420

Keeper



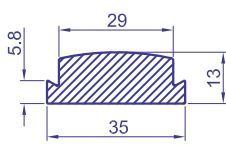
7169 4925-5415

Keeper



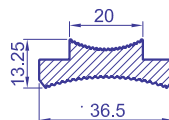
7955 4770-5250

Keeper



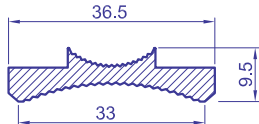
7178 3872-4255

Washer



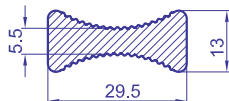
7173 2790-3070

Washer



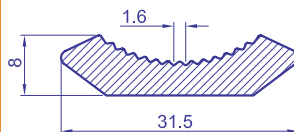
7179 1664-1800

Washer



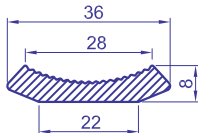
7053 2500-2790

Washer



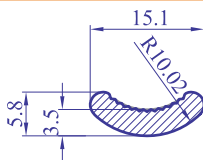
7118 1555-1665

Washer



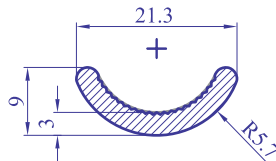
7963 1767-1910

Washer



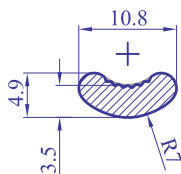
7680 512-605

Washer



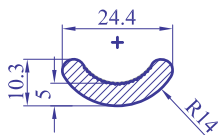
7681 732-878

Washer



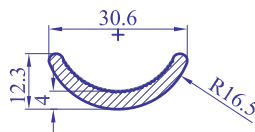
7682 361-476

Washer



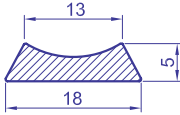
7683 1307-1464

Washer



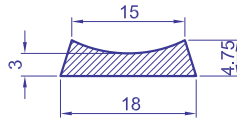
7684 1307-1464

Washer



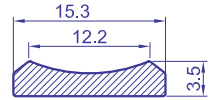
7600B 595-650

Keeper LT Connector



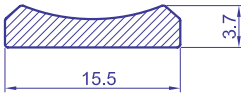
7612 600-650

Washer



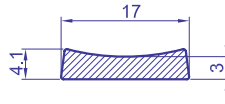
7957 415-457

Washer



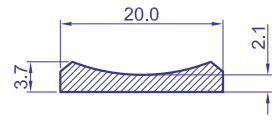
7961 451-500

Washer



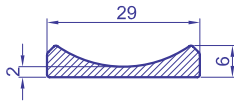
7610 525-595

Washer

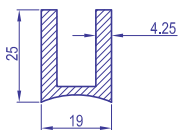


7175 535-590

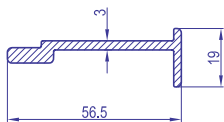
Keeper



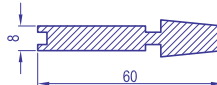
7352 965-1155



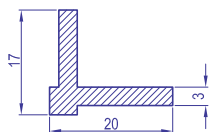
B7425 2410-2650



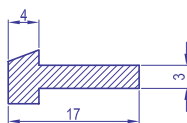
B7584 2430-2670



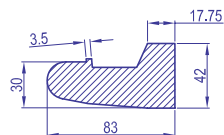
B7736 4897-5387



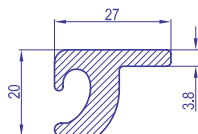
B7586 1050-1155



B5554 595-650

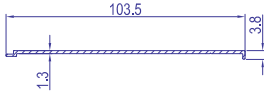


B7284 20680-22130

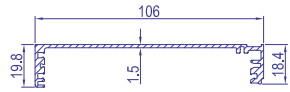


B6535 2460-2705

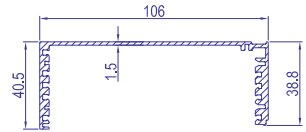
Miscellaneous Electrical Section



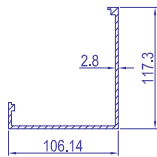
B7006 1358-1570



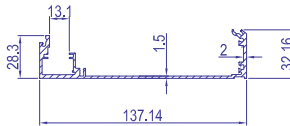
B7007 2749-3085



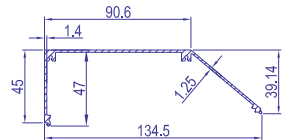
B7008 4320-4900



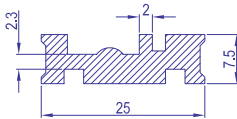
B7009 7265-7520



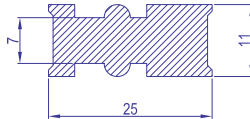
B7010 4420-4785



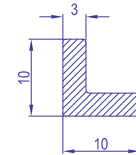
B7011 3260-3575



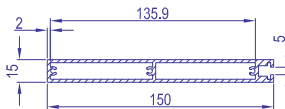
B7015 1300-1400



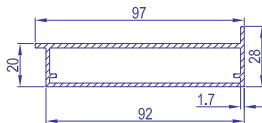
B7016 2290-2390



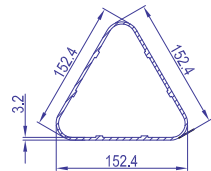
B1710 500-530



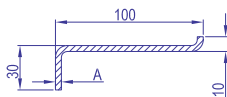
B8416 7305-7830



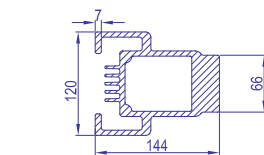
B8732 4245-4700



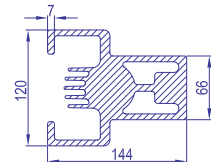
B8415 14470-15920



Sec.No.		Section Size	Weight Range Gm/3.66m
Unit-I	Unit-II	A	
	B3424	4.00	3858-4243
	B3429	3.00	5014-5516

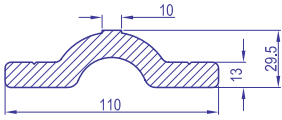


B8504 52720-57310



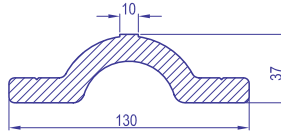
B8505 34165-35703

Clamp Section



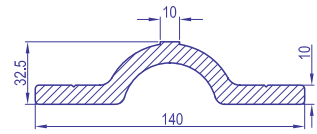
7905 15758-17020

Clamp Section



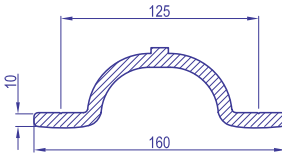
7904 19987-21585

Clamp Section



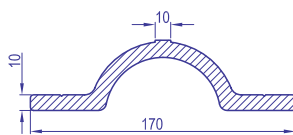
7814 15000-16000

Clamp Section



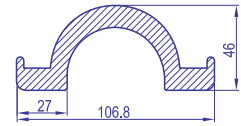
B7655 19193-21112

Clamp Section



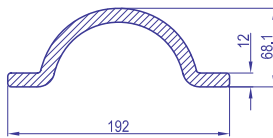
7815 19200-20200

Clamp Section



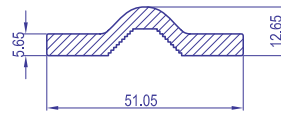
7528 17500-18000

Clamp Section



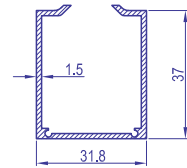
B4763 29040-31070

"V" Flat



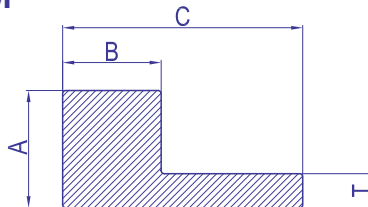
7897 2915-3135

"V" Flat



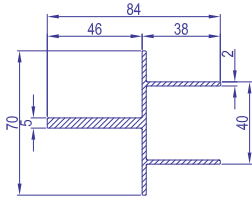
B7774 1698-1868

Cable Connector

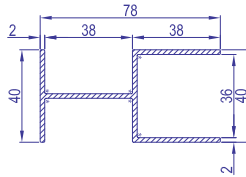


Sec.No.		Dimension in mm.				Weight Range Gm/3.66m
Unit-I	Unit-II	A	B	C	T	
	B6532	28.50	25.20	51.00	6.20	8667-9360
	B6531	31.80	28.50	57.00	6.20	10691-11546
	B6530	38.10	32.00	78.00	11.1	17085-18452

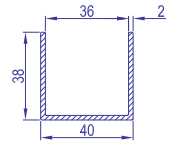
Miscellaneous Electrical Section



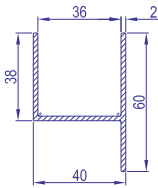
B7523 4800-5360



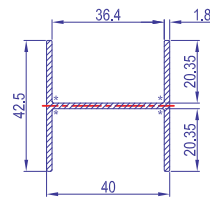
B7522 3475-4035



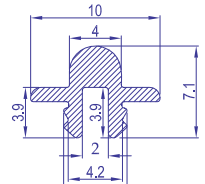
B2227 2042-2378



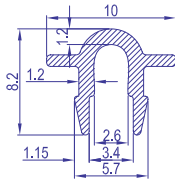
B3612 2446-2846



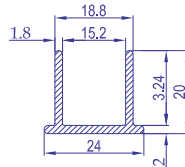
B2300 1979-2339



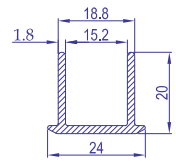
B3854 220 - 290



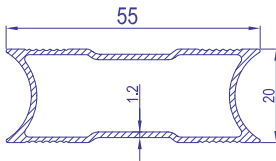
B3857 230 - 280



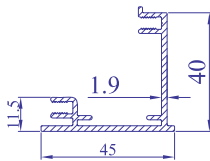
B3853 1070-1180



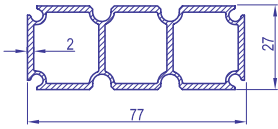
B3856 1070-1180



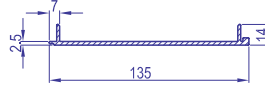
7738 1900-2100



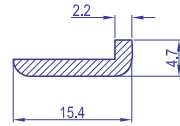
7140 2320-2595



B8524 5054-5560

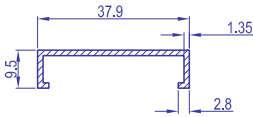


B7373 3850-4235



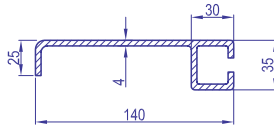
B4288 370-410

Electronic Fixture



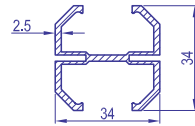
B2150 760-840

Electronic Fixture



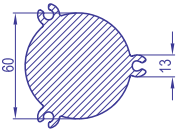
B7315 7554-8159

Electronic Fixture



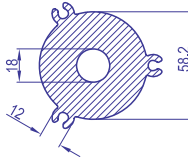
B4684 3096-3406

Electronics industrial sec.



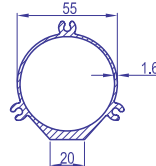
B7720 29664-32631

Electronics industrial sec.



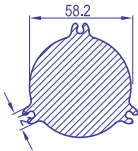
B8651 25463-27245

Electronics industrial sec.

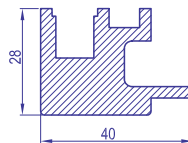


B8584 5431-5975

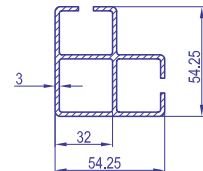
Electronics industrial sec.



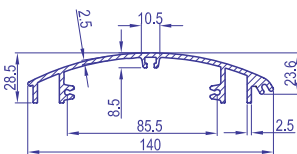
B7848 27977-29935



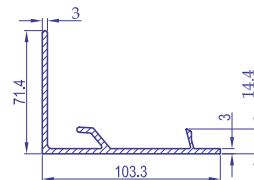
B7765 5819-6401



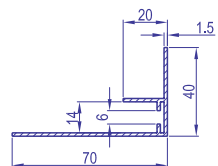
B9956 6920-7610



B7047 6212-6932



B7054 5775-6775



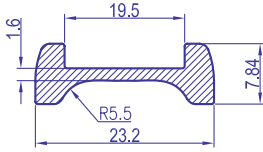
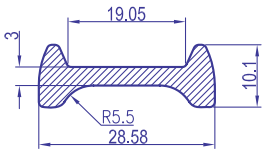
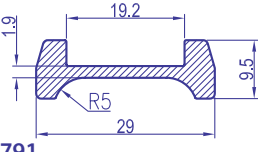
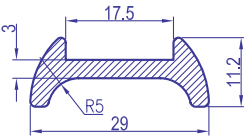
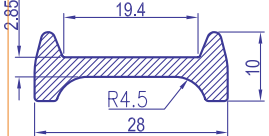
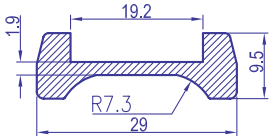
B7053 1930-2200

Cooker Patti

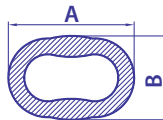


Sec.No.		Dimension in mm.		Weight Range Gm/3.66m
Unit-I	Unit-II	A	B	
1375		17.00	4.10	660-725
1322	BF683	18.75	4.00	740-815
1336		19.00	3.85	723-765
	BF693	19.00	3.85	718-790

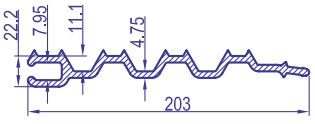
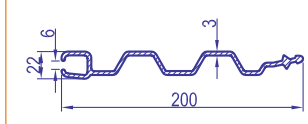
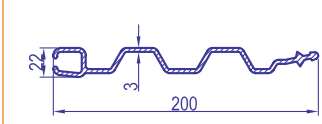
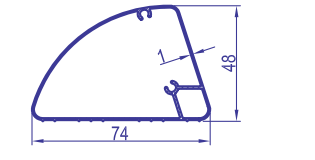
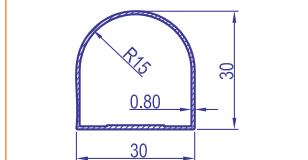

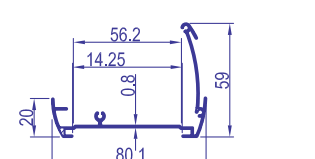
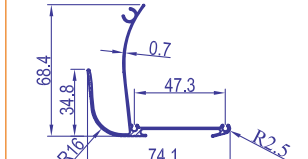
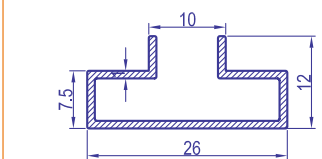
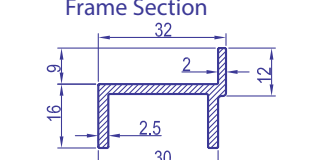

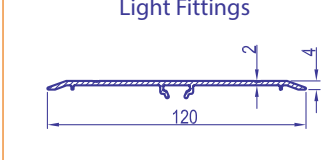
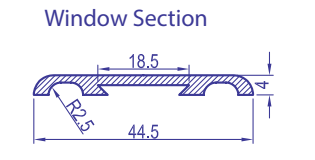
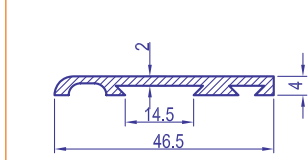
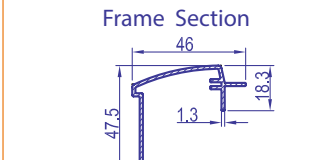
Ferrule section(Pressure cooker)

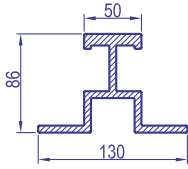
 <p>B2648 1288-1379</p>	 <p>B3353 1400-1500</p>	 <p>A7791 B2649 1200-1350</p>
 <p>B3387 1314-1406</p>	 <p>7853 1270-1400</p>	 <p>7945 1275-1400</p>

Ferrule section




Sec.No.		Dimension in mm.		Weight Range Gm/3.66m
Unit-I	Unit-II	A	B	
7531		39.60	26.40	4800-5200
7532		49.80	32.80	7000-7500
7533		55.50	36.60	8675-9300
7567		74.00	48.80	16200-17000

 <p>B7306 12810-13360</p>	 <p>B7394 8714-9412</p>	<p>M.G.S</p>  <p>7761 8052-8345</p>
<p>Window Section</p>  <p>7110 2460-2810</p>	<p>Window Section</p>  <p>7111 860-1010</p>	<p>Light Fittings</p>  <p>7127 5410-6200</p>
<p>Window Section</p>  <p>7104 1720-1850</p>	<p>Window Section</p>  <p>7105 1720-1850</p>	<p>Intr. Partition</p>  <p>7243 630-690</p>
<p>Frame Section</p>  <p>7097 1674-1780</p>	<p>Window Section</p>  <p>7074 1530-1660</p>	<p>Light Fittings</p>  <p>7116 2403-2815</p>
<p>Window Section</p>  <p>7857 1072-1180</p>	<p>Window Section</p>  <p>7859 1200-1320</p>	<p>Frame Section</p>  <p>7283 1465-1610</p>




7906 18920-20440

Double Roller Section



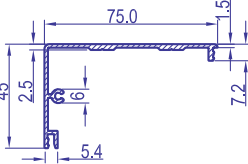
7719 4650-4875

Double Roller Section

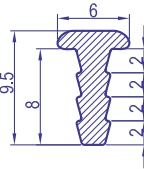


B7032 5380-5918

Window Section

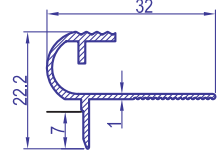


7238 2422-2615



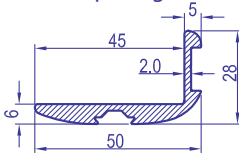
7146 270-295

Carpet Clip



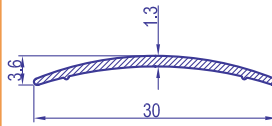
7201 651-769

Spl. Angle



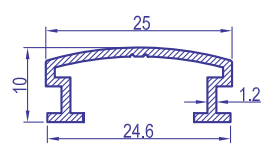
7191 2640-2835

Half Round Bit



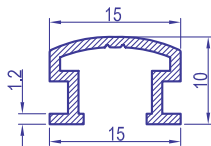
7194 307-373

Spl. Angle



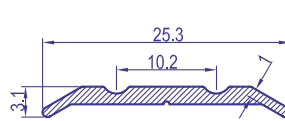
7195 549-666

Spl. Handle



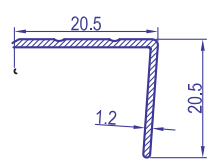
7196 421-520

Spl. Flat



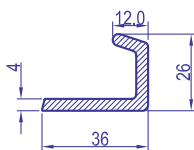
7197 340-410

Spl. Angle



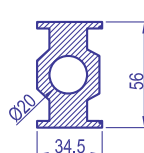
7199 560-622

Spl. "J" Section



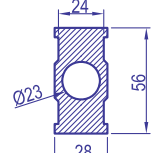
7233 2480-2620

Door Closer



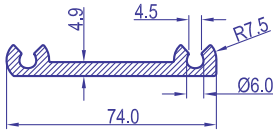
7935 11807-12995

Door Closer



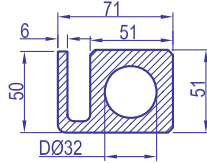
7936 10240-11375

Window Sect



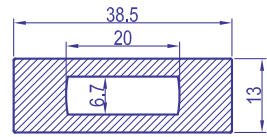
7256 4245-4670

Door Frame



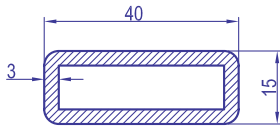
7108 21570-23295

Window Section



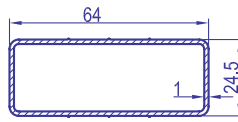
A7947 3635-4000

Rect. Tube Ind.



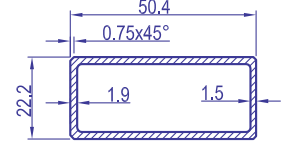
A7911 2830-3050

Spl. Rectangular Tube



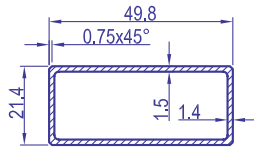
7413 1590-2140

Spl. Rect. Tube



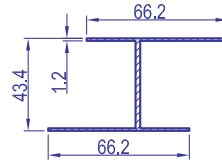
8048 2306-2708

Spl. Rect. Tube



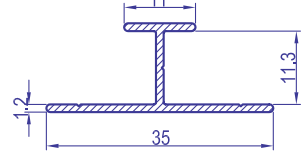
8049 1782-1856

Spl. "I" Section



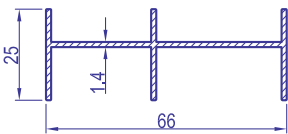
7210 2463-2660

Beam Section



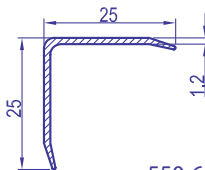
7151 670-755

Double "F" Section



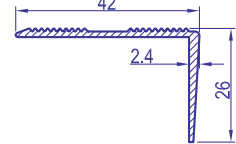
7970 1890-2080

Special Angle



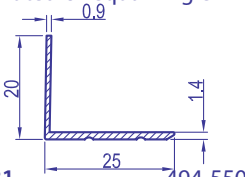
7977 550-605

Fluted Unequal Angle

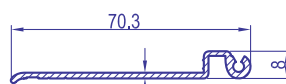


7982 1035-1140

Fluted Unequal Angle

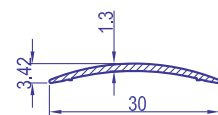


7981 494-550



7807 1400-1500

Half Round Bit



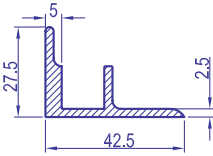
7974 351-387

Miscellaneous Section




<p>Spl. Single Channel</p> <p>7143 285-315</p>	<p>Spl. Single Channel</p> <p>7026 2203-2380</p>	<p>Spl. Single Channel</p> <p>7291 2200-2400</p>
<p>Spl. Single Channel</p> <p>A7780 190-210</p>	<p>Spl. Single Channel</p> <p>7876 910-985</p>	<p>Spl. Single Channel</p> <p>A7130 1219-1350</p>
<p>Spl. 'U' Channel</p> <p>B2642 3630-3995</p>	<p>Spl. 'U' Channel</p> <p>8625 1537-1702</p>	<p>Spl. 'U' Channel</p> <p>8035 1354-1501</p>
<p>Spl. Clamp</p> <p>7952 3870-4255</p>	<p>Spl. Single Channel</p> <p>7318 432-532</p>	<p>Spl. Channel</p> <p>7319 18635-19665</p>
<p>Spl. Angle</p> <p>7329 1535-1690</p>	<p>Special Tee Section</p> <p>7980 237-263</p>	<p>Shelving Wall Bar</p> <p>7937 890-990</p>

Special "F" Section



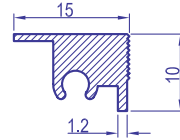
7969 2300-2530

Window Section



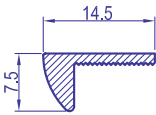
7788 3070-3300

Maruti Lock



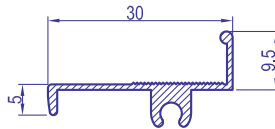
7726 730-800

Maruti Lock



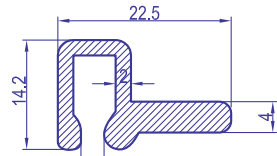
7727 340-375

Maruti Lock



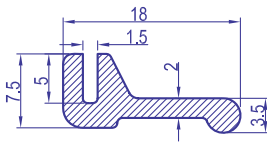
7728 765-850

Window section



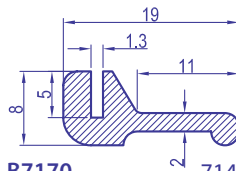
7875 1100-1200

Splindustrial Section



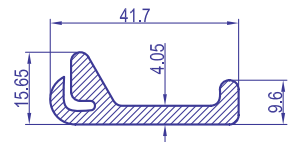
7043 550-650

Tea tray



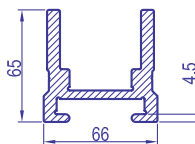
B7170 714-785

Tea tray



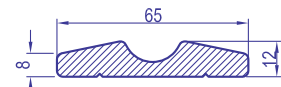
B7407 1947-2142

Spl.industrial Section



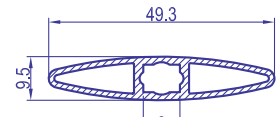
7848 13675-14025

Splindustrial Section



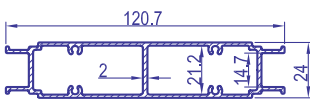
7927 5760-6336

All Blade



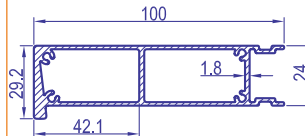
8681 1427-1537

Lift Section



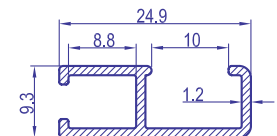
7994 5050-5650

Lift Section

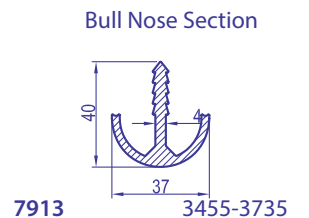
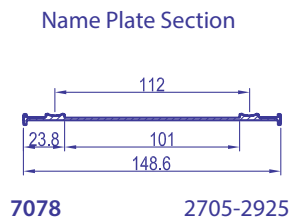
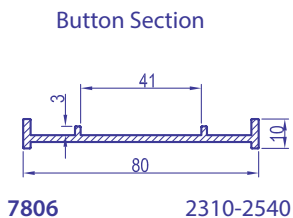
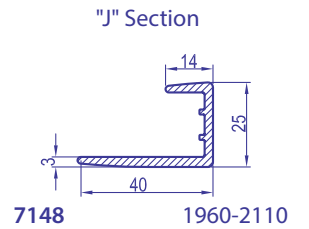
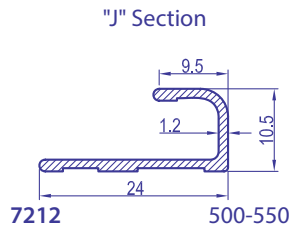
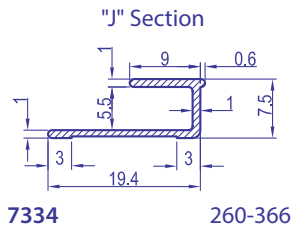
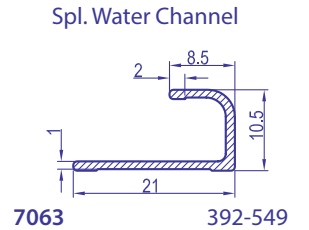
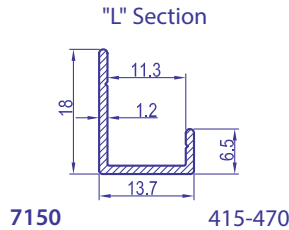
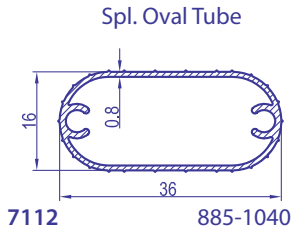
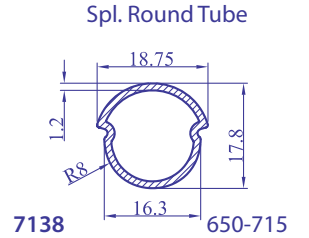
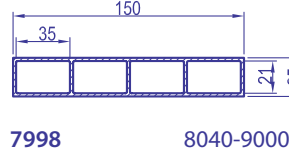
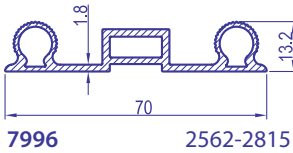
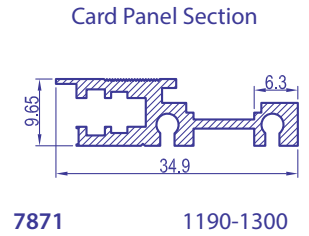
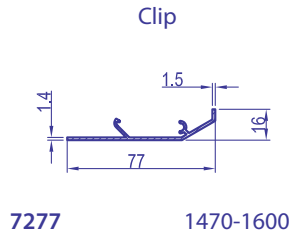
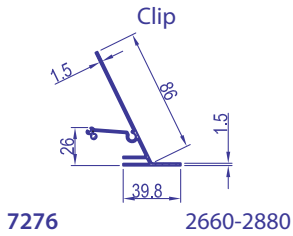


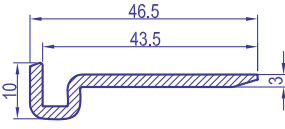
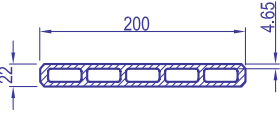
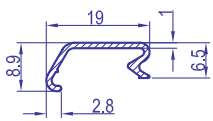
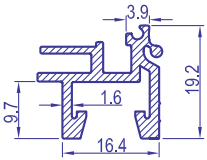
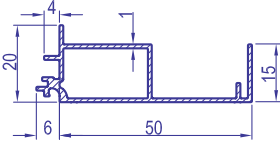
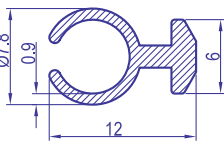
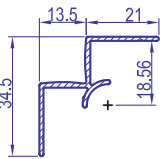
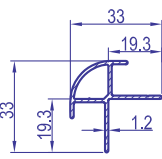
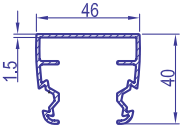
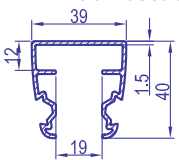
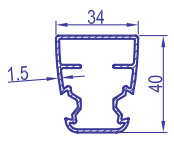
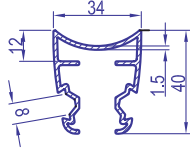
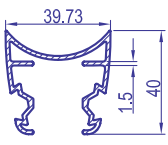
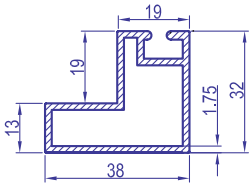
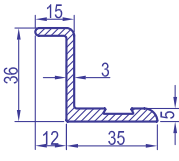
7995 5000-5500

Frame section

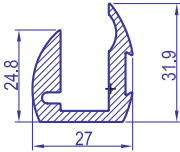


7249 660-720

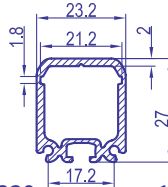


 <p>B4695 1812-1993</p>	<p>Rectangular flat</p>  <p>B9847 22990-24600</p>	<p>Clip</p>  <p>5146 330-362</p>
<p>Window section</p>  <p>5144 1208-1330</p>	<p>Window section</p>  <p>5145 4905-5417</p>	<p>Hook Section</p>  <p>5159 317-372</p>
<p>W Section</p>  <p>7152 944-1060</p>	<p>V Section</p>  <p>7153 1140-1280</p>	<p>Window section</p>  <p>7159 2585-2755</p>
<p>Window section</p>  <p>7156 2395-2705</p>	<p>Modular Channel</p>  <p>7157 2325-2550</p>	<p>Modular Section</p>  <p>7158 2395-2705</p>
<p>Modular Section</p>  <p>7160 2570-2815</p>	<p>7227 2560-2815</p> 	<p>Spl. "Z" Section</p>  <p>7229 2715-2985</p>

Spl. "U" Section

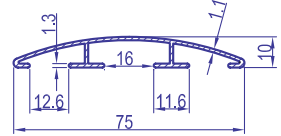


7230 2975-3275



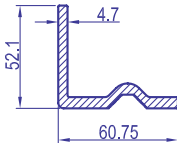
7320 1800-1980

Window Sect.



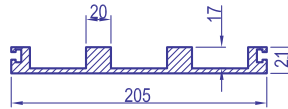
7239 1403-1540

Unequal Angle



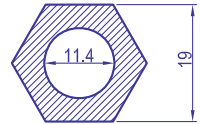
7896 5600-6050

Comb Channel

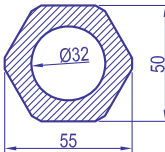


7833 18637-20500

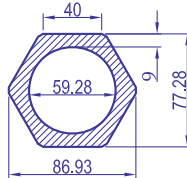
Hexagonal Tube



7746 2100-2200

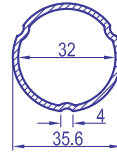


B8499 13255-14580



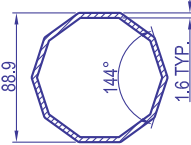
B8498 23476-25476

Round Tube
(3Grooved)

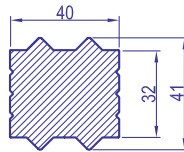


7973 1900-2000

Spl. Tube

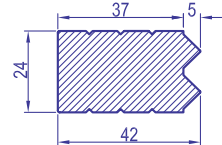


7351 4260-5325



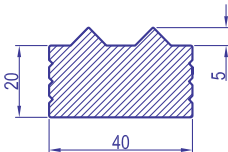
B7203 13360-13760

Clamp Section

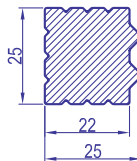


7338 9021-9421

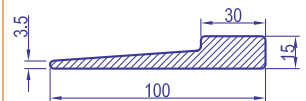
Clamp Section



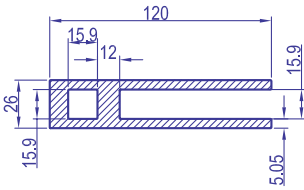
7339 8155-8550



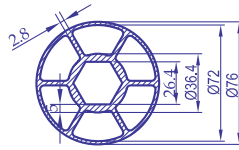
B7204 5434-5614



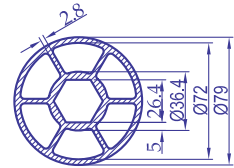
B3600 8100-8400



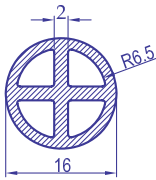
B8311 15180-15940



B9468 11770-13390

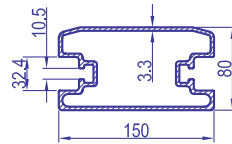


B9470 15370-17020



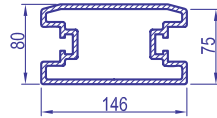
B8268 1123-1273

Belt Conveyor Section



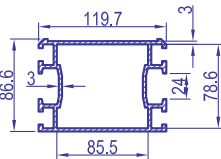
B9999 19110-21600

Belt Conveyor Section

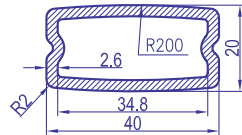


7930 26315-28940

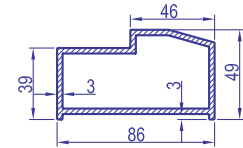
Conveyer Section



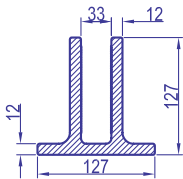
7360 15630-16805



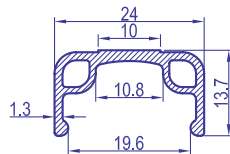
7371 2625-3100



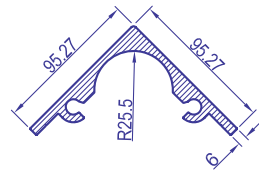
7366 7100-8740



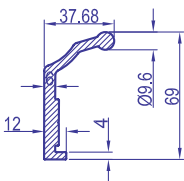
B4780 43560-46595



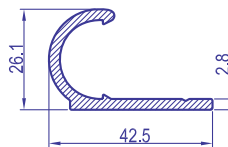
B9118 824-1006



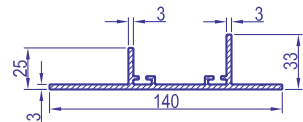
B6211 15080-15630



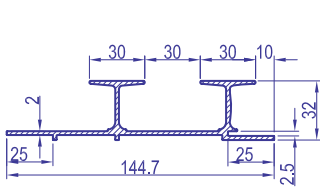
B6212 5745-5600



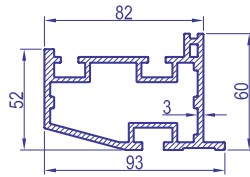
B7100 548-590



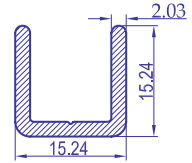
B7022 5930-6570



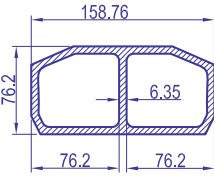
B7503 5600-6100



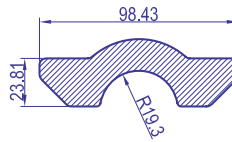
B8417 10895-11770



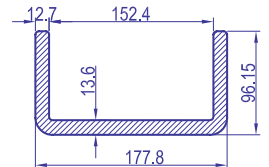
B7197 809-869



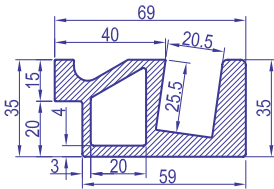
B9634 29535-31110



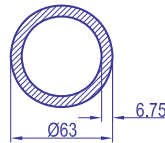
B3828 18786-19270



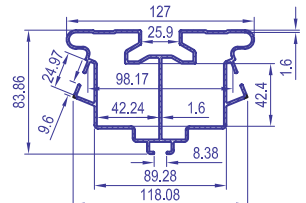
B7198 43370-46480



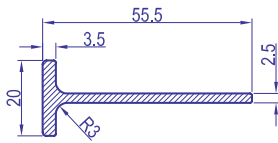
B9670 10700-11220



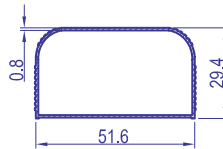
B9635 11615-12045



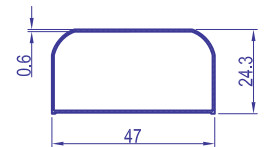
B8515 9080-10530



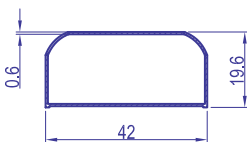
B3205 1970-2115



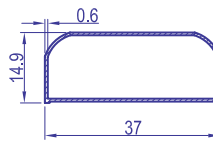
B8576A 1330-1500



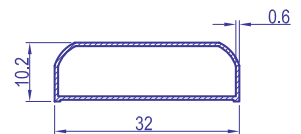
B8573A 925-1190



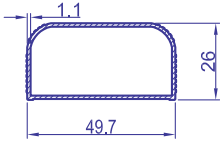
B8572A 800-1020



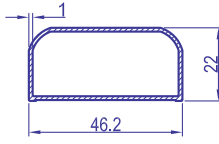
B8574A 660-805



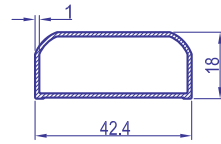
B8575A 545-700



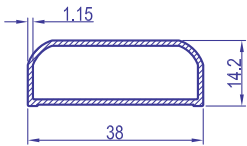
B8576 1500-1700



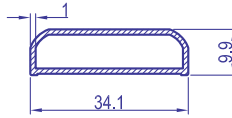
B8573 1125-1375



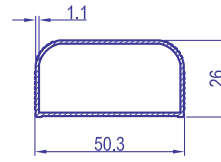
B8572 1150-1315



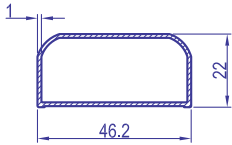
B8574 985-1125



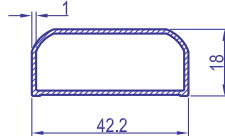
B8575 720-880



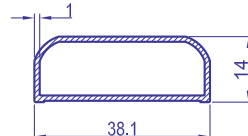
B8514 1354-1793



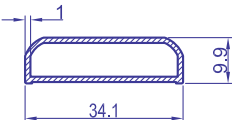
B8513 1060-1435



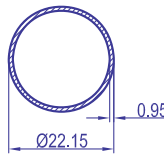
B8512 930-1260



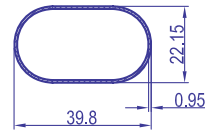
B8511 805-992



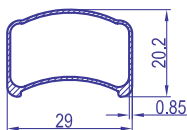
B8510 864-842



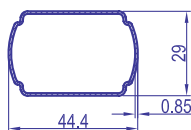
B8031 568-718



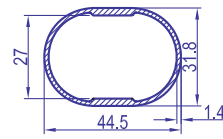
B8032 852-1110



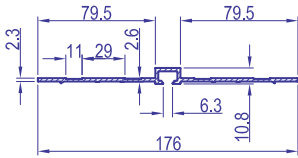
B8036 867-1040



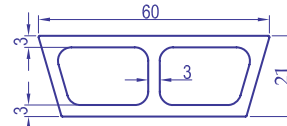
B8037 1153-1410



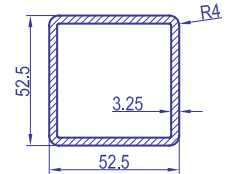
B8516 1890-2185



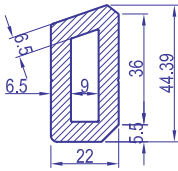
B7039 4140-4440



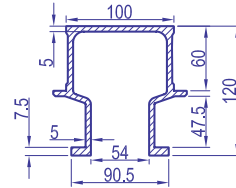
B8119 4660-5090



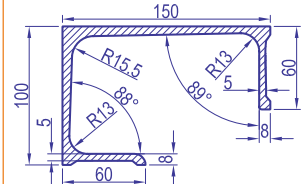
B8120 6040-6615



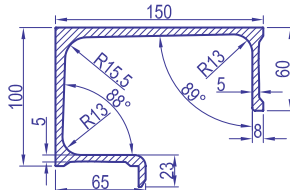
B8121 6245-6580



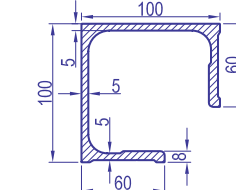
B7068 20980-22360



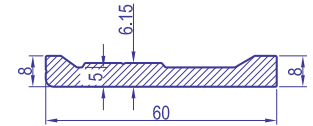
B7069 21190-22390



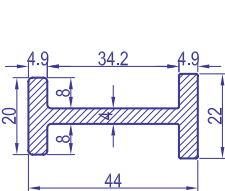
B7070 22230-23500



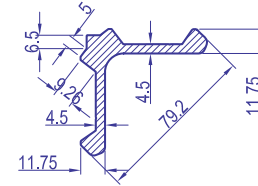
B7058 17170-18210



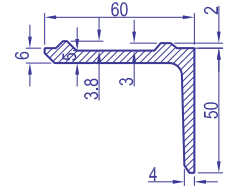
B7057 3540-3750



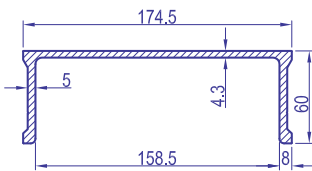
B7059 3300-3540



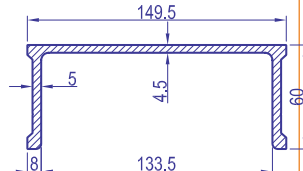
B7060 7100-7460



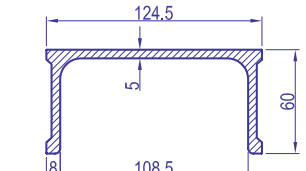
B7071 5280-5655



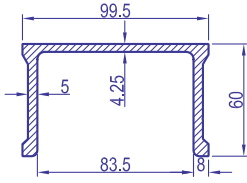
B7063 13365-14365



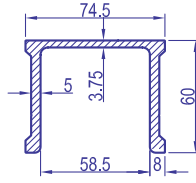
B7062 12520-13430



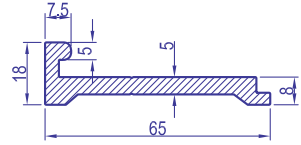
B7061 12510-13320



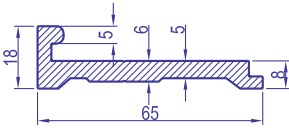
B7064 10210-10940



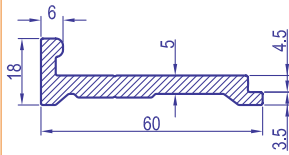
B7065 8820-9470



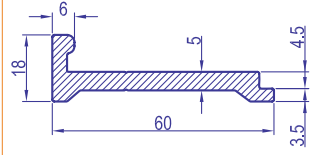
B7066 3980-4275



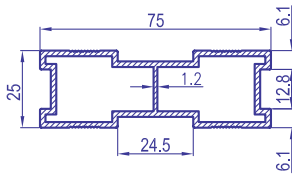
B7067 4190-4480



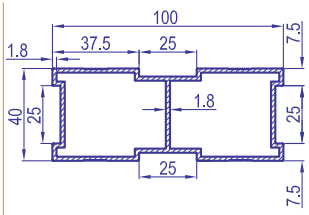
B7074 3820-4090



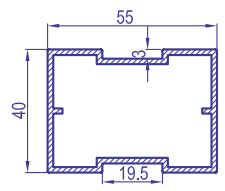
B7073 3600-3875



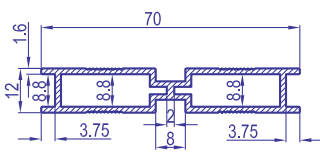
5172 4045 - 4326



5173 5800- 6195



5174 3565-3810



5175 2685-2870



Alom House, 7B Pretoria Street,
Kolkata – 700071, West Bengal, India.
Ph: +91 33 4010 6789 Fax: 91 33 2282 7305
E : mktg@alomxtrusions.com

BLACK OUTLINE
A COMPLETE PRINT SOLUTION